

WOORI GLOBAL MARKETS ASIA LIMITED  
友利投資金融有限公司

Report of the Directors and Audited Financial Statements

31 December 2021

---

WOORI GLOBAL MARKETS ASIA LIMITED  
友利投資金融有限公司

CONTENTS

	<u>Pages</u>
REPORT OF THE DIRECTORS	1 - 2
INDEPENDENT AUDITOR'S REPORT	3 - 4
AUDITED FINANCIAL STATEMENTS	
<u>Statement of profit or loss and other comprehensive income</u>	5
Statement of financial position	6
Statement of changes in equity	7
Statement of cash flows	8 - 9
Notes to financial statements	10 - 53
UNAUDITED SUPPLEMENTARY FINANCIAL INFORMATION	54 - 66

## REPORT OF THE DIRECTORS

The directors present their report and the audited financial statements of Woori Global Markets Asia Limited (the "Company") for the year ended 31 December 2021.

### Principal activities

The Company is a deposit-taking company registered under the Banking Ordinance in Hong Kong. There were no significant changes in the nature of the Company's principal activities during the year. It is engaged in the business of lending, deposit-taking and dealing in securities, and holds Type 1 and Type 4 licenses under the Securities and Futures Ordinance.

### Results and dividends

The Company's profit for the year ended 31 December 2021 and the Company's financial position at that date are set out in the financial statements on pages 5 to 53.

The directors do not recommend the payment of any dividend in respect of the year.

### Share capital

There were no movements in the Company's share capital during the year.

### Directors

The directors of the Company during the year and up to the date of this report are:

Mr. Kim Tae Hoon (resigned on 19 April 2022)  
Mr. Seong Sicheon  
Mr. Lee Soo Jin  
Mr. Chung Jeffrey Jin Wook  
Mr. Kim Jongman (appointed on 19 April 2022)

There being no provision to the contrary in the Company's Articles of Association, all existing directors shall remain in office.

### Directors' interests

At no time during the year was the Company or any of its holding companies or fellow subsidiaries a party to any arrangement to enable the Company's directors to acquire benefits by means of the acquisition of shares in or debentures of the Company or any other body corporate.

### Directors' interests in transactions, arrangements or contracts

No director had a material interest, either directly or indirectly, in any transactions, arrangements or contracts of significance to the business of the Company to which any of the Company's holding companies or fellow subsidiaries was a party during the year.

WOORI GLOBAL MARKETS ASIA LIMITED  
友利投資金融有限公司

REPORT OF THE DIRECTORS (continued)


Management contracts

Pursuant to an agreement dated 30 December 2008 between the Company and its holding company, Woori Bank, Woori Bank provides management services to the Company. The agreement may be terminated by either party subject to a 90-day written notice. During the year, management service fee relating to this contract was US\$24,000.

Auditors

Ernst & Young retire and a resolution for their reappointment as auditor of the Company will be proposed at the forthcoming annual general meeting.

ON BEHALF OF THE BOARD



.....  
Lee Soo Jin  
Director

Hong Kong  
29 April 2022





Ernst & Young  
27/F, One Taikoo Place  
979 King's Road  
Quarry Bay, Hong Kong

安永會計師事務所  
香港鰂魚涌英皇道979號  
太古坊一座27樓

Tel 電話: +852 2846 9888  
Fax 傳真: +852 2868 4432  
ey.com

**Independent auditor's report**  
**To the members of Woori Global Markets Asia Limited**  
(Incorporated in Hong Kong with limited liability)

**Opinion**

We have audited the financial statements of Woori Global Markets Asia Limited (the "Company") set out on pages 5 to 53, which comprise the statement of financial position as at 31 December 2021, and the statement of profit or loss and other comprehensive income, the statement of changes in equity and the statement of cash flows for the year then ended, and notes to the financial statements, including a summary of significant accounting policies.

In our opinion, the financial statements give a true and fair view of the financial position of the Company as at 31 December 2021, and of its financial performance and its cash flows for the year then ended in accordance with Hong Kong Financial Reporting Standards ("HKFRSs") issued by the Hong Kong Institute of Certified Public Accountants ("HKICPA") and have been properly prepared in compliance with the Hong Kong Companies Ordinance.

**Basis for opinion**

We conducted our audit in accordance with Hong Kong Standards on Auditing ("HKSA") issued by the HKICPA. Our responsibilities under those standards are further described in the Auditor's responsibilities for the audit of the financial statements section of our report. We are independent of the Company in accordance with the HKICPA's Code of Ethics for Professional Accountants (the "Code"), and we have fulfilled our other ethical responsibilities in accordance with the Code. We believe that the audit evidence we have obtained is sufficient and appropriate to provide a basis for our opinion.

**Information other than the financial statements and auditor's report thereon**

The directors are responsible for the other information. The other information comprises the information included in the report of the directors and unaudited supplementary financial information, other than the financial statements and our auditor's report thereon.

Our opinion on the financial statements does not cover the other information and we do not express any form of assurance conclusion thereon.

In connection with our audit of the financial statements, our responsibility is to read the other information and, in doing so, consider whether the other information is materially inconsistent with the financial statements or our knowledge obtained in the audit or otherwise appears to be materially misstated. If, based on the work we have performed, we conclude that there is a material misstatement of this other information, we are required to report that fact. We have nothing to report in this regard.

**Responsibilities of the directors for the financial statements**

The directors are responsible for the preparation of the financial statements that give a true and fair view in accordance with HKFRSs issued by the HKICPA and the Hong Kong Companies Ordinance, and for such internal control as the directors determine is necessary to enable the preparation of financial statements that are free from material misstatement, whether due to fraud or error.

In preparing the financial statements, the directors are responsible for assessing the Company's ability to continue as a going concern, disclosing, as applicable, matters related to going concern and using the going concern basis of accounting unless the directors either intend to liquidate the Company or to cease operations or have no realistic alternative but to do so.

**Independent auditor's report (continued)**  
**To the members of Woori Global Markets Asia Limited**  
(Incorporated in Hong Kong with limited liability)

**Auditor's responsibilities for the audit of the financial statements**

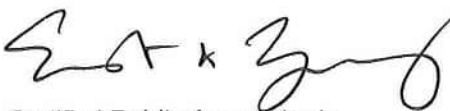
Our objectives are to obtain reasonable assurance about whether the financial statements as a whole are free from material misstatement, whether due to fraud or error, and to issue an auditor's report that includes our opinion. Our report is made solely to you, as a body, in accordance with section 405 of the Hong Kong Companies Ordinance, and for no other purpose. We do not assume responsibility towards or accept liability to any other person for the contents of this report.

Reasonable assurance is a high level of assurance, but is not a guarantee that an audit conducted in accordance with HKSA's will always detect a material misstatement when it exists. Misstatements can arise from fraud or error and are considered material if, individually or in the aggregate, they could reasonably be expected to influence the economic decisions of users taken on the basis of these financial statements.

As part of an audit in accordance with HKSA's, we exercise professional judgement and maintain professional scepticism throughout the audit. We also:

- Identify and assess the risks of material misstatement of the financial statements, whether due to fraud or error, design and perform audit procedures responsive to those risks, and obtain audit evidence that is sufficient and appropriate to provide a basis for our opinion. The risk of not detecting a material misstatement resulting from fraud is higher than for one resulting from error, as fraud may involve collusion, forgery, intentional omissions, misrepresentations, or the override of internal control.
- Obtain an understanding of internal control relevant to the audit in order to design audit procedures that are appropriate in the circumstances, but not for the purpose of expressing an opinion on the effectiveness of the Company's internal control.
- Evaluate the appropriateness of accounting policies used and the reasonableness of accounting estimates and related disclosures made by the directors.
- Conclude on the appropriateness of the directors' use of the going concern basis of accounting and, based on the audit evidence obtained, whether a material uncertainty exists related to events or conditions that may cast significant doubt on the Company's ability to continue as a going concern. If we conclude that a material uncertainty exists, we are required to draw attention in our auditor's report to the related disclosures in the financial statements or, if such disclosures are inadequate, to modify our opinion. Our conclusions are based on the audit evidence obtained up to the date of our auditor's report. However, future events or conditions may cause the Company to cease to continue as a going concern.
- Evaluate the overall presentation, structure and content of the financial statements, including the disclosures, and whether the financial statements represent the underlying transactions and events in a manner that achieves fair presentation.

We communicate with the board of directors regarding, among other matters, the planned scope and timing of the audit and significant audit findings, including any significant deficiencies in internal control that we identify during our audit.

A handwritten signature in black ink, appearing to be 'Erik Zhang', is written over the printed name of the auditor.

Certified Public Accountants  
Hong Kong  
29 April 2022



STATEMENT OF PROFIT OR LOSS AND OTHER COMPREHENSIVE INCOME

Year ended 31 December 2021

	Notes	2021 US\$	2020 US\$
Interest income	6	8,122,815	11,519,127
Interest expenses	6	<u>(2,157,001)</u>	<u>(5,493,576)</u>
Net interest income		5,965,814	6,025,551
Fee income	7	5,122,050	2,639,478
Net trading income	8	1,036,057	392,373
Net losses from disposal of financial assets at fair value through other comprehensive income		<u>(1,122)</u>	<u>(2,670)</u>
		12,122,799	9,054,732
Staff costs	9	(1,694,808)	(1,702,201)
Other operating expenses		(2,375,137)	(2,478,445)
Impairment losses	10	<u>(240,943)</u>	<u>(377,796)</u>
PROFIT BEFORE TAX	10	7,811,911	4,496,290
Income tax	11	<u>(1,344,902)</u>	<u>(771,946)</u>
PROFIT FOR THE YEAR		<u>6,467,009</u>	<u>3,724,344</u>
OTHER COMPREHENSIVE INCOME			
Other comprehensive income to be reclassified to profit or loss in subsequent periods:			
Debt investments at fair value through other comprehensive income:			
Changes in fair value, net of tax	17	354,134	(337,299)
Reclassification adjustments for gains/(losses) included in profit or loss			
- losses on disposal	17	(84,692)	(6,858)
- impairment losses		<u>(37,582)</u>	<u>(31,952)</u>
OTHER COMPREHENSIVE INCOME FOR THE YEAR		<u>231,860</u>	<u>(376,109)</u>
TOTAL COMPREHENSIVE INCOME FOR THE YEAR		<u>6,698,869</u>	<u>3,348,235</u>

WOORI GLOBAL MARKETS ASIA LIMITED  
友利投資金融有限公司


STATEMENT OF FINANCIAL POSITION

31 December 2021

	Notes	2021 US\$	2020 US\$
<b>ASSETS</b>			
Cash		385	387
Bank balances with banks and other financial institutions		4,308,001	3,006,371
Placements with banks	15	14,954,837	2,742,333
Loans and advances to customers	16	271,202,327	208,166,457
Debt investments at fair value through other comprehensive income	17	209,376,152	213,673,926
Financial assets at fair value through profit or loss	17	8,494,675	4,296,885
Property and equipment	13	74,213	86,044
Right-of-use assets	13	1,684,581	2,568,722
Deferred tax assets	12	74,824	159,815
Other assets		344,603	405,505
Tax recoverable		-	278,613
<b>Total assets</b>		<b><u>510,514,598</u></b>	<b><u>435,385,058</u></b>
<b>LIABILITIES</b>			
Loans due to banks and other financial institutions		381,896,922	313,449,130
Other payables and accruals	18	619,032	538,275
Lease liabilities	13	1,671,115	2,525,737
Tax payable		756,744	-
<b>Total liabilities</b>		<b><u>384,943,813</u></b>	<b><u>316,513,142</u></b>
<b>EQUITY</b>			
Share capital	19	100,000,000	100,000,000
Reserves		25,570,785	18,871,916
<b>Total equity</b>		<b><u>125,570,785</u></b>	<b><u>118,871,916</u></b>
<b>Total liabilities and equity</b>		<b><u>510,514,598</u></b>	<b><u>435,385,058</u></b>



Lee Soo Jin  
Director



Chung Jeffrey Jin Wook  
Director

WOORI GLOBAL MARKETS ASIA LIMITED  
友利投資金融有限公司

STATEMENT OF CHANGES IN EQUITY

Year ended 31 December 2021

	Share Capital US\$	Fair value reserve of debt investments at fair value through other comprehensive income US\$	Retained profits US\$	Regulatory reserve (note 21) US\$	Total US\$
At 1 January 2020	100,000,000	309,681	13,724,786	1,489,214	115,523,681
Profit for the year	-	-	3,724,344	-	3,724,344
Other comprehensive income for the year:					
Changes in fair value of debt investment at fair value through other comprehensive income, net of tax	-	(344,157)	-	-	(344,157)
Impairment losses	-	(31,952)	-	-	(31,952)
Transfer from regulatory reserve to retained profits	-	-	958,599	(958,599)	-
At 31 December 2020 and 1 January 2021	100,000,000	(66,428)	18,407,729	530,615	118,871,916
Profit for the year	-	-	6,467,009	-	6,467,009
Other comprehensive income for the year:					
Changes in fair value of debt investment at fair value through other comprehensive income, net of tax	-	269,442	-	-	269,442
Impairment losses	-	(37,582)	-	-	(37,582)
Transfer to regulatory reserve from retained profits	-	-	(545,056)	545,056	-
At 31 December 2021	<u>100,000,000</u>	<u>165,432</u>	<u>24,329,682</u>	<u>1,075,671</u>	<u>125,570,785</u>

STATEMENT OF CASH FLOWS

Year ended 31 December 2021

	Notes	2021 US\$	2020 US\$
<b>CASH FLOWS FROM OPERATING ACTIVITIES</b>			
Profit before tax		7,811,911	4,496,290
Adjustments for:			
Impairment allowance, net:			
- Placements with banks	10	20,046	(3,570)
- Loans and advances to customer	10	264,774	408,503
- Debt investments at fair value through other comprehensive income	10	(37,582)	(31,952)
- Loan commitments	10	(6,295)	4,815
Depreciation of property and equipment	10	40,834	24,498
Depreciation of right-of-use assets	10	1,072,780	1,088,433
Interest on lease liabilities	6	39,956	32,905
Release of provision for reinstatement cost		(545)	429
Loss on disposal of property and equipment		-	1,369
Fair value changes of financial assets at fair value through profit or loss	8	(680,785)	(317,464)
Dividend income	8	(355,272)	(74,909)
		<u>8,169,822</u>	<u>5,629,347</u>
(Increase)/decrease in placements with banks with maturity more than three months		(3,448,022)	1,988,996
(Increase)/decrease in gross loans and advances to customers		(63,300,644)	62,385,573
Decrease in debt investments at fair value through other comprehensive income		4,620,459	40,083,052
Increase in financial assets at fair value through profit or loss		(3,517,005)	(1,328,466)
Decrease/(increase) in other assets		60,901	(33,319)
Increase/(decrease) in loans due to banks and other financial institutions		68,447,792	(105,532,877)
Increase in other payables and accruals		<u>87,598</u>	<u>15,062</u>
Cash generated from operations		11,120,901	3,207,368
Dividend received		355,272	74,909
Tax paid		<u>(277,797)</u>	<u>(2,839,508)</u>
Net cash flows generated from operating activities		<u>11,198,376</u>	<u>442,769</u>
<b>CASH FLOWS FROM INVESTING ACTIVITIES</b>			
Purchase of property and equipment	13	<u>(29,321)</u>	<u>(69,937)</u>
Net cash flows used in investing activities		<u>(29,321)</u>	<u>(69,937)</u>
<b>CASH FLOWS FROM FINANCING ACTIVITIES</b>			
Payment of lease liabilities	13	<u>(1,083,350)</u>	<u>(1,147,188)</u>
Net cash flows used in financing activities		<u>(1,083,350)</u>	<u>(1,147,188)</u>

WOORI GLOBAL MARKETS ASIA LIMITED  
友利投資金融有限公司

STATEMENT OF CASH FLOWS (continued)

Year ended 31 December 2021

	Note	2021 US\$	2020 US\$
NET INCREASE/(DECREASE) IN CASH AND CASH EQUIVALENTS		10,085,705	(774,356)
Effect of foreign exchange rate changes, net		452	(83)
Cash and cash equivalents at beginning of year		<u>3,006,758</u>	<u>3,781,197</u>
CASH AND CASH EQUIVALENTS AT END OF YEAR		<u><u>13,092,915</u></u>	<u><u>3,006,758</u></u>
ANALYSIS OF BALANCES OF CASH AND CASH EQUIVALENTS			
Cash		385	387
Balances with banks and other financial institutions		4,308,001	3,006,371
Unpledged placements with banks with original maturity of less than three months when acquired		<u>8,784,529</u>	<u>-</u>
		<u><u>13,092,915</u></u>	<u><u>3,006,758</u></u>



NOTES TO FINANCIAL STATEMENTS

31 December 2021

1. CORPORATE INFORMATION

Woori Global Markets Asia Limited (the "Company") is a public limited company incorporated in Hong Kong. It is a deposit-taking company registered under the Banking Ordinance in Hong Kong. It is engaged in the business of lending, deposit-taking and dealing in securities, and possesses Type 1 and Type 4 licenses under the Securities and Futures Ordinance. The registered office and principal place of business of the Company is Room 1907-1909, 19/F, Gloucester Tower, The Landmark, 15 Queen's Road Central, Hong Kong.

In the opinion of the directors, the immediate holding company is Woori Bank (the "Parent Bank"), a public limited company incorporated in the Republic of Korea and the ultimate holding company is Korea Deposit Insurance Corporation, which is wholly owned by the Government of the Republic of Korea.

2.1 STATEMENT OF COMPLIANCE

These financial statements have been prepared in accordance with Hong Kong Financial Reporting Standards ("HKFRSs") (which include all Hong Kong Financial Reporting Standards, Hong Kong Accounting Standards ("HKASs") and Interpretations) issued by the Hong Kong Institute of Certified Public Accountants, accounting principles generally accepted in Hong Kong and the Hong Kong Companies Ordinance.

2.2 BASIS OF PREPARATION

These financial statements have been prepared under the historical cost convention, except for debt investments at fair value through other comprehensive income and financial assets at fair value through profit or loss, which have been measured at fair value. These financial statements are presented in United States dollars ("US\$") and all values are rounded to the nearest dollar except when otherwise indicated.

2.3 CHANGES IN ACCOUNTING POLICIES AND DISCLOSURES

The Company has adopted the following revised HKFRSs for the first time for the current year's financial statements.

Amendments to HKFRS 9,  
HKAS 39, HKFRS 7,  
HKFRS 4 and HKFRS 16  
Amendments to HKFRS 16

*Interest Rate Benchmark Reform – Phase 2*

*Covid-19-Related Rent Concessions beyond 30 June 2021  
(early adopted)*

NOTES TO FINANCIAL STATEMENTS

31 December 2021

2.3 CHANGES IN ACCOUNTING POLICIES AND DISCLOSURES (continued)

- (a) Amendments to HKFRS 9, HKAS 39, HKFRS 7, HKFRS 4 and HKFRS 16 address issues not dealt with in the previous amendments which affect financial reporting when an existing interest rate benchmark is replaced with an alternative risk-free rate ("RFR"). The amendments provide a practical expedient to allow the effective interest rate to be updated without adjusting the carrying amount of financial assets and liabilities when accounting for changes in the basis for determining the contractual cash flows of financial assets and liabilities, if the change is a direct consequence of the interest rate benchmark reform and the new basis for determining the contractual cash flows is economically equivalent to the previous basis immediately preceding the change. In addition, the amendments permit changes required by the interest rate benchmark reform to be made to hedge designations and hedge documentation without the hedging relationship being discontinued. Any gains or losses that could arise on transition are dealt with through the normal requirements of HKFRS 9 to measure and recognise hedge ineffectiveness. The amendments also provide a temporary relief to entities from having to meet the separately identifiable requirement when an RFR is designated as a risk component. The relief allows an entity, upon designation of the hedge, to assume that the separately identifiable requirement is met, provided the entity reasonably expects the RFR risk component to become separately identifiable within the next 24 months. Furthermore, the amendments require an entity to disclose additional information to enable users of financial statements to understand the effect of interest rate benchmark reform on an entity's financial instruments and risk management strategy.

The Company had certain interest-bearing bank borrowings denominated in Hong Kong dollars based on the Hong Kong Interbank Offered Rate ("HIBOR") and United States dollars based on the London Interbank Offered Rate ("LIBOR") as at 31 December 2021. The Company expects that HIBOR will continue to exist and the interest rate benchmark reform has not had an impact on the Company's HIBOR-based borrowings. For the LIBOR-based borrowings and interest rate swap, since the interest rates of these instruments were not replaced by RFRs during the year, the amendments did not have any impact on the financial position and performance of the Company. If the interest rates of these borrowings and interest rate swap are replaced by RFRs in a future period, the Company will apply the above-mentioned practical expedient upon the modification of these instruments provided that the "economically equivalent" criterion is met.

- (b) Amendment to HKFRS 16 issued in April 2021 extends the availability of the practical expedient for lessees to elect not to apply lease modification accounting for rent concessions arising as a direct consequence of the covid-19 pandemic by 12 months. Accordingly, the practical expedient applies to rent concessions for which any reduction in lease payments affects only payments originally due on or before 30 June 2022, provided the other conditions for applying the practical expedient are met. The amendment is effective retrospectively for annual periods beginning on or after 1 April 2021 with any cumulative effect of initially applying the amendment recognised as an adjustment to the opening balance of retained profits at the beginning of the current accounting period. Earlier application is permitted.

The Company has early adopted the amendment on 1 January 2021. However, the Company has not received covid-19-related concessions and plans to apply the practical expedient when it becomes applicable within the allowed period of application.



NOTES TO FINANCIAL STATEMENTS

31 December 2021

2.4 ISSUED BUT NOT YET EFFECTIVE HONG KONG FINANCIAL REPORTING STANDARDS

The Company has not applied the following new and revised HKFRSs, that have been issued but are not yet effective, in these financial statements.

Amendments to HKFRS 3	<i>Reference to the Conceptual Framework<sup>1</sup></i>
Amendments to HKFRS 10 and HKAS 28 (2011)	<i>Sale or Contribution of Assets between an Investor and its Associate or Joint Venture<sup>3</sup></i>
HKFRS 17	<i>Insurance Contracts<sup>2</sup></i>
Amendments to HKFRS 17	<i>Insurance Contracts<sup>2, 5</sup></i>
Amendments to HKAS 1	<i>Classification of Liabilities as Current or Non-current<sup>2, 4</sup></i>
Amendments to HKAS 1 and HKFRS Practice Statement 2	<i>Disclosure of Accounting Policies<sup>2</sup></i>
Amendments to HKAS 8	<i>Definition of Accounting Estimates<sup>2</sup></i>
Amendments to HKAS 12	<i>Deferred Tax related to Assets and Liabilities arising from a Single Transaction<sup>2</sup></i>
Amendments to HKAS 16	<i>Property, Plant and Equipment: Proceeds before Intended Use<sup>1</sup></i>
Amendments to HKAS 37	<i>Onerous Contracts - Cost of Fulfilling a Contract<sup>1</sup></i>
<i>Annual Improvements to HKFRSs 2018-2020</i>	<i>Amendments to HKFRS 1, HKFRS 9, Illustrative Examples accompanying HKFRS 16, and HKAS 41<sup>1</sup></i>

<sup>1</sup> Effective for annual periods beginning on or after 1 January 2022

<sup>2</sup> Effective for annual periods beginning on or after 1 January 2023

<sup>3</sup> No mandatory effective date yet determined but available for adoption

<sup>4</sup> As a consequence of the amendments to HKAS 1, Hong Kong Interpretation 5 *Presentation of Financial Statements - Classification by the Borrower of a Term Loan that Contains a Repayment on Demand Clause* was revised in October 2020 to align the corresponding wording with no change in conclusion

<sup>5</sup> As a consequence of the amendments to HKFRS 17 issued in October 2020, HKFRS 4 was amended to extend the temporary exemption that permits insurers to apply HKAS 39 rather than HKFRS 9 for annual periods beginning before 1 January 2023

Further information about those HKFRSs that are expected to be applicable to the Company is described below:

Amendments to HKAS 1 *Classification of Liabilities as Current or Non-current* clarify the requirements for classifying liabilities as current or non-current. The amendments specify that if an entity's right to defer settlement of a liability is subject to the entity complying with specified conditions, the entity has a right to defer settlement of the liability at the end of the reporting period if it complies with those conditions at that date. Classification of a liability is unaffected by the likelihood that the entity will exercise its right to defer settlement of the liability. The amendments also clarify the situations that are considered a settlement of a liability. The amendments are effective for annual periods beginning on or after 1 January 2023 and shall be applied retrospectively. Earlier application is permitted. The amendments are not expected to have any significant impact on the Company's financial statements.



NOTES TO FINANCIAL STATEMENTS

31 December 2021

2.4 ISSUED BUT NOT YET EFFECTIVE HONG KONG FINANCIAL REPORTING STANDARDS  
(continued)

Amendments to HKAS 1 *Disclosure of Accounting Policies* require entities to disclose their material accounting policy information rather than their significant accounting policies. Accounting policy information is material if, when considered together with other information included in an entity's financial statements, it can reasonably be expected to influence decisions that the primary users of general purpose financial statements make on the basis of those financial statements. Amendments to HKFRS Practice Statement 2 provide non-mandatory guidance on how to apply the concept of materiality to accounting policy disclosures. Amendments to HKAS 1 are effective for annual periods beginning on or after 1 January 2023 and earlier application is permitted. Since the guidance provided in the amendments to HKFRS Practice Statement 2 is non-mandatory, an effective date for these amendments is not necessary. The Company is currently assessing the impact of the amendments on the Company's accounting policy disclosures.

Amendments to HKAS 8 clarify the distinction between changes in accounting estimates and changes in accounting policies. Accounting estimates are defined as monetary amounts in financial statements that are subject to measurement uncertainty. The amendments also clarify how entities use measurement techniques and inputs to develop accounting estimates. The amendments are effective for annual reporting periods beginning on or after 1 January 2023 and apply to changes in accounting policies and changes in accounting estimates that occur on or after the start of that period. Earlier application is permitted. The amendments are not expected to have any significant impact on the Company's financial statements.

Amendments to HKAS 12 narrow the scope of the initial recognition exception so that it no longer applies to transactions that give rise to equal taxable and deductible temporary differences, such as leases and decommissioning obligations. Therefore, entities are required to recognise a deferred tax asset and a deferred tax liability for temporary differences arising from these transactions. The amendments are effective for annual reporting periods beginning on or after 1 January 2023 and shall be applied to transactions related to leases and decommissioning obligations at the beginning of the earliest comparative period presented, with any cumulative effect recognised as an adjustment to the opening balance of retained profits or other component of equity as appropriate at that date. In addition, the amendments shall be applied prospectively to transactions other than leases and decommissioning obligations. Earlier application is permitted. The amendments are not expected to have any significant impact on the Company's financial statements.

*Annual Improvements to HKFRSs 2018-2020* sets out amendments to HKFRS 1, HKFRS 9, Illustrative Examples accompanying HKFRS 16, and HKAS 41. Details of the amendments that are expected to be applicable to the Company are as follows:

- HKFRS 9 *Financial Instruments*: clarifies the fees that an entity includes when assessing whether the terms of a new or modified financial liability are substantially different from the terms of the original financial liability. These fees include only those paid or received between the borrower and the lender, including fees paid or received by either the borrower or lender on the other's behalf. An entity applies the amendment to financial liabilities that are modified or exchanged on or after the beginning of the annual reporting period in which the entity first applies the amendment. ~~The amendment is effective for annual periods beginning on or after 1 January 2022.~~ Earlier application is permitted. The amendment is not expected to have a significant impact on the Company's financial statements.
- HKFRS 16 *Leases*: removes the illustration of payments from the lessor relating to leasehold improvements in Illustrative Example 13 accompanying HKFRS 16. This removes potential confusion regarding the treatment of lease incentives when applying HKFRS 16.



NOTES TO FINANCIAL STATEMENTS

31 December 2021

2.5 SUMMARY OF SIGNIFICANT ACCOUNTING POLICIES

Fair value measurement

The Company measures its debt and equity securities investments at fair value at the end of each reporting period. Fair value is the price that would be received to sell an asset or paid to transfer a liability in an orderly transaction between market participants at the measurement date. The fair value measurement is based on the presumption that the transaction to sell the asset or transfer the liability takes place either in the principal market for the asset or liability, or in the absence of a principal market, in the most advantageous market for the asset or liability. The principal or the most advantageous market must be accessible by the Company. The fair value of an asset or a liability is measured using the assumptions that market participants would use when pricing the asset or liability, assuming that market participants act in their economic best interest.

A fair value measurement of a non-financial asset takes into account a market participant's ability to generate economic benefits by using the asset in its highest and best use or by selling it to another market participant that would use the asset in its highest and best use.

The Company uses valuation techniques that are appropriate in the circumstances and for which sufficient data are available to measure fair value, maximising the use of relevant observable inputs and minimising the use of unobservable inputs.

All assets and liabilities for which fair value is measured or disclosed in the financial statements are categorised within the fair value hierarchy, described as follows, based on the lowest level input that is significant to the fair value measurement as a whole:

- Level 1 – based on quoted prices (unadjusted) in active markets for identical assets or liabilities
- Level 2 – based on valuation techniques for which the lowest level input that is significant to the fair value measurement is observable, either directly or indirectly
- Level 3 – based on valuation techniques for which the lowest level input that is significant to the fair value measurement is unobservable

For assets and liabilities that are recognised in the financial statements on a recurring basis, the Company determines whether transfers have occurred between levels in the hierarchy by reassessing categorisation (based on the lowest level input that is significant to the fair value measurement as a whole) at the end of each reporting period.

Impairment of non-financial assets

Where an indication of impairment exists, or when annual impairment testing for an asset is required (other than financial assets), the asset's recoverable amount is estimated. An asset's recoverable amount is the higher of the asset's or cash-generating unit's value in use and its fair value less costs of disposal, and is determined for an individual asset, unless the asset does not generate cash inflows that are largely independent of those from other assets or groups of assets, in which case the recoverable amount is determined for the cash-generating unit to which the asset belongs.

An impairment loss is recognised only if the carrying amount of an asset exceeds its recoverable amount. In assessing value in use, the estimated future cash flows are discounted to their present value using a pre-tax discount rate that reflects current market assessments of the time value of money and the risks specific to the asset. An impairment loss is charged to profit or loss in the period in which it arises in those expense categories consistent with the function of the impaired asset.

NOTES TO FINANCIAL STATEMENTS

31 December 2021

2.5 SUMMARY OF SIGNIFICANT ACCOUNTING POLICIES (continued)

Impairment of non-financial assets (continued)

An assessment is made at the end of each reporting period as to whether there is an indication that previously recognised impairment losses may no longer exist or may have decreased. If such an indication exists, the recoverable amount is estimated. A previously recognised impairment loss of an asset other than goodwill is reversed only if there has been a change in the estimates used to determine the recoverable amount of that asset, but not to an amount higher than the carrying amount that would have been determined (net of any depreciation/amortisation) had no impairment loss been recognised for the asset in prior years. A reversal of such an impairment loss is credited to profit or loss in the period in which it arises.

Related parties

A party is considered to be related to the Company if:

- (a) the party is a person or a close member of that person's family and that person
  - (i) has control or joint control over the Company;
  - (ii) has significant influence over the Company; or
  - (iii) is a member of the key management personnel of the Company or of a parent of the Company;

or

- (b) the party is an entity where any of the following conditions applies
  - (i) the entity and the Company are members of the same group;
  - (ii) one entity is an associate or joint venture of the other entity (or of a parent, subsidiary or fellow subsidiary of the other entity);
  - (iii) the entity and the Company are joint ventures of the same third party;
  - (iv) one entity is a joint venture of a third entity and the other entity is an associate of the third entity;
  - (v) the entity is a post-employment benefit plan for the benefit of employees of either the Company or an entity related to the Company;
  - (vi) the entity is controlled or jointly controlled by a person identified in (a);
  - (vii) a person identified in (a)(i) has significant influence over the entity or is a member of the key management personnel of the entity (or of a parent of the entity); and
  - (viii) the entity, or any member of a group of which it is a part, provides key management personnel services to the Company or to the parent of the Company.



## NOTES TO FINANCIAL STATEMENTS

31 December 2021

## 2.5 SUMMARY OF SIGNIFICANT ACCOUNTING POLICIES (continued)

Property and equipment, and depreciation

Property and equipment are stated at cost less accumulated depreciation and impairment. The cost of an asset comprises its purchase price and any directly attributable costs of bringing the asset to its working condition and location for its intended use.

Expenditure incurred after items of property and equipment have been put into operation, such as repairs and maintenance, is normally charged to profit or loss in the period in which it is incurred. In situations where the recognition criteria are satisfied, the expenditure for a major inspection is capitalised in the carrying amount of the asset as a replacement. Where significant parts of property and equipment is required to be replaced at intervals, the Company recognises such parts as individual assets with specific useful lives and depreciates them accordingly.

Depreciation is calculated on the straight-line basis to write off the cost of each item of property and equipment to its residual value over its estimated useful life. The principal annual rates used for this purpose are as follows:

Leasehold improvements	Over the unexpired term of the lease
Furniture and fixtures	20%
Office equipment	30%
Computer equipment	30%

Where parts of an item of property and equipment have different useful lives, the cost of that item is allocated on a reasonable basis among the parts and each part is depreciated separately.

Residual values, useful lives and the depreciation method are reviewed, and adjusted if appropriate, at the end of each reporting period.

An item of property, plant and equipment including any significant part initially recognised is derecognised upon disposal or when no future economic benefits are expected from its use or disposal. Any gain or loss on disposal or retirement recognised in profit or loss in the year the asset is derecognised is the difference between the net sales proceeds and the carrying amount of the relevant asset.

Leases

The Company assesses at contract inception whether a contract is, or contains, a lease. A contract is, or contains, a lease if the contract conveys the right to control the use of an identified asset for a period of time in exchange for consideration.

*Company as a lessee*

The Company applies a single recognition and measurement approach for all leases, except for short-term leases and leases of low-value assets. The Company recognises lease liabilities to make lease payments and right-of-use assets representing the right to use the underlying assets.



NOTES TO FINANCIAL STATEMENTS

31 December 2021

2.5 SUMMARY OF SIGNIFICANT ACCOUNTING POLICIES (continued)

Leases (continued)

(a) Right-of-use assets

Right-of-use assets are recognised at the commencement date of the lease (that is the date the underlying asset is available for use). Right-of-use assets are measured at cost, less any accumulated depreciation and any impairment losses, and adjusted for any remeasurement of lease liabilities. The cost of right-of-use assets includes the amount of lease liabilities recognised, initial direct costs incurred, and lease payments made at or before the commencement date less any lease incentives received. Right-of-use assets are depreciated on a straight-line basis over the lease terms as follows:

Buildings	1 to 4 years
Furniture and office equipment	3 years
Motor vehicles	1 to 2 years

If ownership of the leased asset transfers to the Company by the end of the lease term or the cost reflects the exercise of a purchase option, depreciation is calculated using the estimated useful life of the asset.

(b) Lease liabilities

Lease liabilities are recognised at the commencement date of the lease at the present value of lease payments to be made over the lease term. The lease payments include fixed payments (including in-substance fixed payments) less any lease incentives receivable, variable lease payments that depend on an index or a rate, and amounts expected to be paid under residual value guarantees. The lease payments also include the exercise price of a purchase option reasonably certain to be exercised by the Company and payments of penalties for termination of a lease, if the lease term reflects the Company exercising the option to terminate the lease. The variable lease payments that do not depend on an index or a rate are recognised as an expense in the period in which the event or condition that triggers the payment occurs.

In calculating the present value of lease payments, the Company uses its incremental borrowing rate at the lease commencement date because the interest rate implicit in the lease is not readily determinable. After the commencement date, the amount of lease liabilities is increased to reflect the accretion of interest and reduced for the lease payments made. In addition, the carrying amount of lease liabilities is remeasured if there is a modification, a change in the lease term, a change in lease payments (e.g., a change to future lease payments resulting from a change in an index or rate) or a change in assessment of an option to purchase the underlying asset.

(c) Short-term leases

The Company applies the short-term lease recognition exemption to its short-term leases of properties, electronic equipment and motor vehicles (that is those leases that have a lease term of 12 months or less from the commencement date and do not contain a purchase option).

Lease payments on short-term leases are recognised as an expense on a straight-line basis over the lease term.

Investments and other financial assets

*Initial recognition and measurement*

Financial assets are classified, at initial recognition, as subsequently measured at amortised cost, fair value through other comprehensive income, and fair value through profit or loss.

NOTES TO FINANCIAL STATEMENTS

31 December 2021

2.5 SUMMARY OF SIGNIFICANT ACCOUNTING POLICIES (continued)

Investments and other financial assets

*Initial recognition and measurement (continued)*

The classification of financial assets at initial recognition depends on the financial asset's contractual cash flow characteristics and the Company's business model for managing them. With the exception of trade receivables that result from transactions within the scope of HKFRS 15 and that do not contain a significant financing component or for which the Company has applied the practical expedient of not adjusting the effect of a significant financing component, the Company initially measures a financial asset at its fair value, plus in the case of a financial asset not at fair value through profit or loss, transaction costs. Trade receivables that result from transactions within the scope of HKFRS 15 and that do not contain a significant financing component or for which the Company has applied the practical expedient are measured at the transaction price determined under HKFRS 15 in accordance with the policies set out for "Revenue recognition" below.

In order for a financial asset to be classified and measured at amortised cost or fair value through other comprehensive income, it needs to give rise to cash flows that are solely payments of principal and interest ("SPPI") on the principal amount outstanding. Financial assets with cash flows that are not SPPI are classified and measured at fair value through profit or loss, irrespective of the business model.

The Company's business model for managing financial assets refers to how it manages its financial assets in order to generate cash flows. The business model determines whether cash flows will result from collecting contractual cash flows, selling the financial assets, or both. Financial assets classified and measured at amortised cost are held within a business model with the objective to hold financial assets in order to collect contractual cash flows, while financial assets classified and measured at fair value through other comprehensive income are held within a business model with the objective of both holding to collect contractual cash flows and selling. Financial assets which are not held within the aforementioned business models are classified and measured at fair value through profit or loss.

All regular way purchases and sales of financial assets are recognised on the trade date, that is, the date that the Company commits to purchase or sell the asset. Regular way purchases or sales are purchases or sales of financial assets that require delivery of assets within the period generally established by regulation or convention in the marketplace.

*Subsequent measurement*

The subsequent measurement of financial assets depends on their classification as follows:

*Financial assets at amortised cost (debt instruments)*

Financial assets at amortised cost are subsequently measured using the effective interest method and are subject to impairment. Gains and losses are recognised in the statement of profit or loss when the asset is derecognised, modified or impaired.

*Financial assets at fair value through profit or loss*

Financial assets at fair value through profit or loss are carried in the statement of financial position at fair value with net changes in fair value recognised in the statement of profit or loss.



NOTES TO FINANCIAL STATEMENTS

31 December 2021

2.5 SUMMARY OF SIGNIFICANT ACCOUNTING POLICIES (continued)

Investments and other financial assets

*Initial recognition and measurement (continued)*

*Financial assets at fair value through other comprehensive income (debt instruments)*

For debt investments at fair value through other comprehensive income, interest income, foreign exchange revaluation and impairment losses or reversals are recognised in the statement of profit or loss and computed in the same manner as for financial assets measured at amortised cost. The remaining fair value changes are recognised in other comprehensive income. Upon derecognition, the cumulative fair value change recognised in other comprehensive income is recycled to the statement of profit or loss.

This category includes equity investments which the Company had not irrevocably elected to classify at fair value through other comprehensive income. Dividends on equity investments classified as financial assets at fair value profit or loss are also recognised as other income in the statement of profit or loss when the right of payment has been established, it is probable that the economic benefits associated with the dividend will flow to the Company and the amount of the dividend can be measured reliably.

Reassessment only occurs if there is either a change in the terms of the contract that significantly modifies the cash flows that would otherwise be required or a reclassification of a financial asset out of the fair value through profit or loss category.

Derecognition of financial assets

A financial asset (or, where applicable, a part of a financial asset or part of a group of similar financial assets) is primarily derecognised (i.e., removed from the Company's statement of financial position) when:

- the rights to receive cash flows from the asset have expired; or
- the Company has transferred its rights to receive cash flows from the asset or has assumed an obligation to pay the received cash flows in full without material delay to a third party under a "pass-through" arrangement; and either (a) the Company has transferred substantially all the risks and rewards of the asset, or (b) the Company has neither transferred nor retained substantially all the risks and rewards of the asset, but has transferred control of the asset.

When the Company has transferred its rights to receive cash flows from an asset or has entered into a pass-through arrangement, it evaluates if, and to what extent, it has retained the risk and rewards of ownership of the asset. When it has neither transferred nor retained substantially all the risks and rewards of the asset nor transferred control of the asset, the Company continues to recognise the transferred asset to the extent of the Company's continuing involvement. In that case, the Company also recognises an associated liability. The transferred asset and the associated liability are measured on a basis that reflects the rights and obligations that the Company has retained.

Continuing involvement that takes the form of a guarantee over the transferred asset is measured at the lower of the original carrying amount of the asset and the maximum amount of consideration that the Company could be required to repay.

NOTES TO FINANCIAL STATEMENTS

31 December 2021

2.5 SUMMARY OF SIGNIFICANT ACCOUNTING POLICIES (continued)

Impairment of financial assets

The Company recognises an allowance for Expected Credit Losses ("ECLs") for all debt instruments not held at fair value through profit or loss. ECLs are based on the difference between the contractual cash flows due in accordance with the contract and all the cash flows that the Company expects to receive, discounted at an approximation of the original effective interest rate. The expected cash flows will include cash flows from the sale of collateral held or other credit enhancements that are integral to the contractual terms.

*General approach*

ECLs are recognised in two stages. For credit exposures for which there has not been a significant increase in credit risk since initial recognition, ECLs are provided for credit losses that result from default events that are possible within the next 12-months (a 12-month ECL). For those credit exposures for which there has been a significant increase in credit risk since initial recognition, a loss allowance is required for credit losses expected over the remaining life of the exposure, irrespective of the timing of the default (a lifetime ECL).

At each reporting date, the Company assesses whether the credit risk on a financial instrument has increased significantly since initial recognition. When making the assessment, the Company compares the risk of a default occurring on the financial instrument as at the reporting date with the risk of a default occurring on the financial instrument as at the date of initial recognition and considers reasonable and supportable information that is available without undue cost or effort, including historical and forward-looking information.

The Company considers a financial asset in default when contractual payments are 90 days past due. However, in certain cases, the Company may also consider a financial asset to be in default when internal or external information indicates that the Company is unlikely to receive the outstanding contractual amounts in full before taking into account any credit enhancements held by the Company. A financial asset is written off when there is no reasonable expectation of recovering the contractual cash flows.

Financial assets at amortised cost are subject to impairment under the general approach and they are classified within the following stages for measurement of ECLs except for trade receivables and contract assets which apply the simplified approach as detailed below.

- Stage 1 – Financial instruments for which credit risk has not increased significantly since initial recognition and for which the loss allowance is measured at an amount equal to 12-month ECLs
- Stage 2 – Financial instruments for which credit risk has increased significantly since initial recognition but that are not credit-impaired financial assets and for which the loss allowance is measured at an amount equal to lifetime ECLs
- Stage 3 – Financial assets that are credit-impaired at the reporting date (but that are not purchased or originated credit-impaired) and for which the loss allowance is measured at an amount equal to lifetime ECLs

Financial liabilities

*Initial recognition and measurement*

Financial liabilities are classified, at initial recognition, as financial liabilities at fair value through profit or loss, loans and borrowings, or as derivatives designated as hedging instruments in an effective hedge, as appropriate.



NOTES TO FINANCIAL STATEMENTS

31 December 2021

2.5 SUMMARY OF SIGNIFICANT ACCOUNTING POLICIES (continued)

Financial liabilities (continued)

*Initial recognition and measurement* (continued)

All financial liabilities are recognised initially at fair value and, in the case of loans and borrowings, net of directly attributable transaction costs.

The Company's financial liabilities include interest-bearing bank borrowings and other payables.

*Subsequent measurement* (continued)

The subsequent measurement of financial liabilities depends on their classification as follows:

*Financial liabilities at fair value through profit or loss*

Financial liabilities at fair value through profit or loss include financial liabilities held for trading and financial liabilities designated upon initial recognition as at fair value through profit or loss.

Financial liabilities are classified as held for trading if they are incurred for the purpose of repurchasing in the near term. This category also includes derivative financial instruments entered into by the Company that are not designated as hedging instruments in hedge relationships as defined by HKFRS 9. Separated embedded derivatives are also classified as held for trading unless they are designated as effective hedging instruments. Gains or losses on liabilities held for trading are recognised in the statement of profit or loss. The net fair value gain or loss recognised in the statement of profit or loss does not include any interest charged on these financial liabilities.

Financial liabilities designated upon initial recognition as at fair value through profit or loss are designated at the initial date of recognition, and only if the criteria in HKFRS 9 are satisfied. Gains or losses on liabilities designated at fair value through profit or loss are recognised in the statement of profit or loss, except for the gains or losses arising from the Company's own credit risk which are presented in other comprehensive income with no subsequent reclassification to the statement of profit or loss. The net fair value gain or loss recognised in the statement of profit or loss does not include any interest charged on these financial liabilities.

*Financial liabilities at amortised cost (loans and borrowings)*

After initial recognition, interest-bearing loans and borrowings are subsequently measured at amortised cost, using the effective interest rate method unless the effect of discounting would be immaterial, in which case they are stated at cost. Gains and losses are recognised in profit or loss when the liabilities are derecognised as well as through the effective interest rate amortisation process.

Amortised cost is calculated by taking into account any discount or premium on acquisition and fees or costs that are an integral part of the effective interest rate. The effective interest rate amortisation is included in finance costs in profit or loss.

Derecognition of financial liabilities

A financial liability is derecognised when the obligation under the liability is discharged or cancelled, or expires.

---

~~When an existing financial liability is replaced by another from the same lender on substantially different terms, or the terms of an existing liability are substantially modified, such an exchange or modification is treated as a derecognition of the original liability and a recognition of a new liability, and the difference between the respective carrying amounts is recognised in profit or loss.~~

NOTES TO FINANCIAL STATEMENTS

31 December 2021

2.5 SUMMARY OF SIGNIFICANT ACCOUNTING POLICIES (continued)

Offsetting of financial instruments

Financial assets and financial liabilities are offset and the net amount is reported in the statement of financial position if there is a currently enforceable legal right to offset the recognised amounts and there is an intention to settle on a net basis, or to realise the assets and settle the liabilities simultaneously.

Cash and cash equivalents

For the purpose of the statement of cash flows, cash and cash equivalents comprise cash on hand and demand deposits, and short term highly liquid investments which are readily convertible into known amounts of cash are subject to an insignificant risk of changes in value, and have a short maturity of generally within three months when acquired, less bank overdrafts which are repayable on demand and form an integral part of the Company's cash management.

For the purpose of the statement of financial position, cash and cash equivalents comprise cash on hand and at banks, including term deposits, and assets similar in nature to cash, which are not restricted as to use.

Provisions

A provision is recognised when a present obligation (legal or constructive) has arisen as a result of a past event and it is probable that a future outflow of resources will be required to settle the obligation, provided that a reliable estimate can be made of the amount of the obligation.

When the effect of discounting is material, the amount recognised for a provision is the present value at the end of the reporting period of the future expenditures expected to be required to settle the obligation. The increase in the discounted present value amount arising from the passage of time is included in finance costs in profit or loss.

Income tax

Income tax comprises current and deferred tax. Income tax relating to items recognised outside profit or loss is recognised outside profit or loss, either in other comprehensive income ("OCI") or directly in equity.

Current tax assets and liabilities are measured at the amount expected to be recovered from or paid to the taxation authorities, based on tax rates (and tax laws) that have been enacted or substantively enacted by the end of the reporting period, taking into consideration interpretations and practices prevailing in the countries in which the Company operates.

Deferred tax is provided, using the liability method, on all temporary differences at the end of the reporting period between the tax bases of assets and liabilities and their carrying amounts for financial reporting purposes.

Deferred tax liabilities are recognised for all taxable temporary differences, except:

- when the deferred tax liability arises from the initial recognition of an asset or liability in a transaction that is not a business combination and, at the time of the transaction, affects neither the accounting profit nor taxable profit or loss; and
- in respect of taxable temporary differences associated with investments in subsidiaries and joint ventures, when the timing of the reversal of the temporary differences can be controlled and it is probable that the temporary differences will not reverse in the foreseeable future.



NOTES TO FINANCIAL STATEMENTS

31 December 2021

2.5 SUMMARY OF SIGNIFICANT ACCOUNTING POLICIES (continued)

Income tax (continued)

Deferred tax assets are recognised for all deductible temporary differences, the carryforward of unused tax credit and any unused tax losses. Deferred tax assets are recognised, to the extent that it is probable that taxable profit will be available against which the deductible temporary differences, and the carryforward of unused tax credit and unused tax losses can be utilised except:

- when the deferred tax asset relating to the deductible temporary differences arises from the initial recognition of an asset or a liability in a transaction that is not a business combination and, at the time of the transaction, affects neither the accounting profit nor taxable profit or loss; and
- in respect of deductible temporary differences associated with investments in subsidiaries and joint ventures, deferred tax assets are only recognised to the extent that it is probable that the temporary differences will reverse in the foreseeable future and taxable profit will be available against which the temporary differences can be utilised.

The carrying amount of deferred tax assets is reviewed at the end of each reporting period and reduced to the extent that it is no longer probable that sufficient taxable profit will be available to allow all or part of the deferred tax asset to be utilised. Unrecognised deferred tax assets are reassessed at the end of each reporting period and are recognised to the extent that it is probable that sufficient taxable profit will be available to allow all or part of the deferred tax asset to be recovered.

Deferred tax assets and liabilities are measured at the tax rates that are expected to apply to the period when the asset is realised or the liability is settled, based on tax rates (and tax laws) that have been enacted or substantively enacted at the end of the reporting period.

Deferred tax assets and deferred tax liabilities are offset if a legally enforceable right exists to set off current tax assets against current tax liabilities and the deferred taxes relate to the same taxable entity and the same taxation authority. Deferred tax liabilities are provided in full while deferred tax assets are recognised to the extent that it is probable that future taxable profit will be available against which the temporary differences can be utilised.

Revenue recognition

*Revenue from contracts with customers*

Revenue from contracts with customers is recognised when control of goods or services is transferred to the customers at an amount that reflects the consideration to which the Company expects to be entitled in exchange for those goods or services.

When the consideration in a contract includes a variable amount, the amount of consideration is estimated to which the Company will be entitled in exchange for transferring the goods or services to the customer. The variable consideration is estimated at contract inception and constrained until it is highly probable that a significant revenue reversal in the amount of cumulative revenue recognised will not occur when the associated uncertainty with the variable consideration is subsequently resolved.



NOTES TO FINANCIAL STATEMENTS

31 December 2021

2.5 SUMMARY OF SIGNIFICANT ACCOUNTING POLICIES (continued)

Revenue recognition (continued)

When the contract contains a financing component which provides the customer a significant benefit of financing the transfer of goods or services to the customer for more than one year, revenue is measured at the present value of the amount receivable, discounted using the discount rate that would be reflected in a separate financing transaction between the Company and the customer at contract inception. When the contract contains a financing component which provides the Company with a significant financial benefit for more than one year, revenue recognised under the contract includes the interest expense accreted on the contract liability under the effective interest method. For a contract where the period between the payment by the customer and the transfer of the promised goods or services is one year or less, the transaction price is not adjusted for the effects of a significant financing component, using the practical expedient in HKFRS 15.

- (a) Management, commitment, arrangement and participation fees  
The performance obligation is satisfied at a point in time. The Company recognises revenue when it renders services to a customer, generally when the transaction takes place.

*Revenue from other sources*

- (b) Interest income is recognised on an accrual basis using the effective interest method by applying the rate that exactly discounts the estimated future cash receipts over the expected life of the financial instrument or a shorter period, when appropriate, to the net carrying amount of the financial asset.
- (c) Net gain on trading activities includes all gains and losses from changes in fair value for financial assets and financial liabilities held for trading and are recognised on the transaction dates when the relevant contract notes have been exchanged.
- (d) Dividend income is recognised when the shareholders' right to receive payment has been established.

Employee benefits

*Pension scheme*

The Company operates a defined contribution Mandatory Provident Fund retirement benefit scheme (the "MPF Scheme") under the Mandatory Provident Fund Schemes Ordinance for all of its employees. Contributions are made based on a percentage of the employees' basic salaries and are charged to profit or loss as they become payable in accordance with the rules of the MPF Scheme. The assets of the MPF Scheme are held separately from those of the Company in an independently administered fund. The Company's employer contributions vest fully with the employees when contributed into the MPF Scheme.

Borrowing costs

Borrowing costs are expensed in the period in which they are incurred. Borrowing costs consist of interest and other costs that an entity incurs in connection with the borrowing of funds.

NOTES TO FINANCIAL STATEMENTS

31 December 2021

2.5 SUMMARY OF SIGNIFICANT ACCOUNTING POLICIES (continued)

Foreign currencies

These financial statements are presented in United States dollars, which is the Company's functional currency. Foreign currency transactions recorded by the Company are initially recorded using their respective functional currency rates prevailing at the dates of the transactions. Monetary assets and liabilities denominated in foreign currencies are translated at the functional currency rates of exchange ruling at the end of the reporting period. Differences arising on settlement or translation of monetary items are recognised in profit or loss.

Non-monetary items that are measured in terms of historical cost in a foreign currency are translated using the exchange rates at the dates of the initial transactions. Non-monetary items measured at fair value in a foreign currency are translated using the exchange rates at the date when the fair value was measured. The gain or loss arising on translation of a non-monetary items measured at fair value is treated in line with the recognition of the gain or loss on change in fair value of the item (i.e., translation difference on the item whose fair value gain or loss is recognised in OCI or profit or loss is also recognised in OCI or profit or loss, respectively).

Repurchase and reverse repurchase transactions

Securities sold subject to a simultaneous agreement to repurchase these securities at a certain later date at a fixed price (repurchase agreement) are retained in the financial statements and measured in accordance with their original measurement principles. The proceeds from the sale are reported as liabilities and are carried at amortised cost. Securities purchased under agreements to resell (reverse repurchase agreements) are reported as receivables and are carried in the statement of financial position at amortised cost.

Repos or securities lending are initially recorded in the statement of financial position as cash collateral on securities lent and repurchase agreement at the actual amount of cash received from the counterparty. Financial assets given as collateral for repurchase agreements are not derecognised and are recorded as financial assets at fair value through profit or loss on the financial statement of financial position. Reverse repos or securities borrowing are initially recorded in the statement of financial position as cash collateral as securities borrowed and reverse repos at the actual amount of cash paid to the counterparty. Financial assets received as collateral under reverse repurchase agreements are not recognised on the statement of financial position. The difference between sale and repurchase price is recognised as interest income or interest expense over the life of the agreements using the effective interest method.



NOTES TO FINANCIAL STATEMENTS

31 December 2021

3. SIGNIFICANT ACCOUNTING JUDGEMENTS AND ESTIMATES

In the application of the Company's accounting policies, which are described in note 2.5, the directors are required to make judgements, estimates and assumptions about the carrying amounts of assets and liabilities that are not readily apparent from other sources. The estimates and associated assumptions are based on historical experience and other factors that are considered to be relevant. Actual results may differ from these estimates.

The estimates and underlying assumptions are reviewed on an ongoing basis. Revisions to accounting estimates are recognised in the period in which the estimate is revised if the revision affects only that period, or in the period of the revision and future periods if the revision affects both current and future periods.

Judgements

In the process of applying the Company's accounting policies, management has made the following judgements, apart from those involving estimations, which have the most significant effect on the amounts recognised in the financial statements:

*Revenue from contracts with customers*

The Company applied judgements in determining the amount and timing of revenue arising from the provision of management, commitment and arrangement services.

For management, commitment and arrangement services, the Company concluded that revenue is recognised at a point in time when the Company has rendered the service to a customer and the Company has the present right of payment and the collection of the consideration is probable.

*Impairment of assets*

In determining whether an asset is impaired or the event previously causing the impairment no longer exists, the Company has to exercise judgement in the area of asset impairment, particularly in assessing: (1) whether an event has occurred that may affect the asset value or such event affecting the asset value has not been in existence; (2) whether the carrying value of an asset can be supported by the net present value of future cash flows which are estimated based upon the continued use of the asset or derecognition; and (3) the appropriate key assumptions to be applied in preparing cash flow projections including whether these cash flow projections are discounted using an appropriate rate. Changing the assumptions selected by management to determine the level of impairment, including the discount rates or the growth rate assumptions in the cash flow projections, could materially affect the net present value used in the impairment test.

Estimation uncertainty

The key assumptions concerning the future and other key sources of estimation uncertainty at the end of the reporting period, that have a significant risk of causing a material adjustment to the carrying amounts of assets and liabilities within the next financial year, are described below.

*Fair value of unlisted financial instruments*

The fair value of financial instruments that are not traded in an active market is determined by using valuation techniques. The Company uses its judgement to select a variety of methods and makes assumptions that are mainly based on market conditions existing at the end of each reporting period. The Company has used quoted prices from the secondary market for financial assets and liabilities at fair value through profit or loss that are not traded in active markets. The fair values of the unlisted financial assets at fair value through profit or loss and unlisted debt investments at fair value through other comprehensive income were US\$8,494,675 (2020: US\$4,296,885) and US\$182,358,386 (2020: US\$169,760,806) respectively. Further details are included in notes 5 and 17 to the financial statements.



NOTES TO FINANCIAL STATEMENTS

31 December 2021

3. SIGNIFICANT ACCOUNTING JUDGEMENTS AND ESTIMATES (continued)

Estimation uncertainty (continued)

Leases – Estimating the incremental borrowing rate

The Company cannot readily determine the interest rate implicit in a lease, and therefore, it uses an incremental borrowing rate ("IBR") to measure lease liabilities. The IBR is the rate of interest that the Company would have to pay to borrow over a similar term, and with a similar security, the funds necessary to obtain an asset of a similar value to the right-of-use asset in a similar economic environment. The IBR therefore reflects what the Company "would have to pay", which requires estimation when no observable rates are available (such as for subsidiaries that do not enter into financing transactions) or when it needs to be adjusted to reflect the terms and conditions of the lease (for example, when leases are not in the subsidiary's functional currency). The Company estimates the IBR using observable inputs (such as market interest rates) when available and is required to make certain entity-specific estimates (such as the subsidiary's stand-alone credit rating).

Provision for expected credit losses on in-scope financial instruments under HKFRS 9

The Company uses an expected credit loss model to calculate ECLs for in-scope financial instruments under HKFRS 9. For other financial instruments, the provision rates are based on the estimated probability of default of companies with similar credit ratings, with adjustment to reflect the current conditions and forecasts of future economic conditions, as appropriate.

The Company calibrates the model to adjust the expected credit loss experience with forward-looking information. For instance, if forecast economic conditions (i.e., gross domestic products) are expected to deteriorate over the next year which can lead to an increased number of defaults in the brokerage sector, the probability of default rates is adjusted. At each reporting date, the parameters are updated and changes in the forward-looking estimates are analysed.

The level of judgements and estimation uncertainty of ECL has increased since the outbreak of COVID-19 starting early 2020. More judgements have been applied in the identification of customers with increasing credit risk due to the worsened economic environment triggering update in the assessment criteria for significant increase in credit risk and design, selection and determination of the weighting of the economic scenarios given the rapidly changing economic conditions.

The assessment of the correlation among probability of default rates, forecast economic conditions and ECLs is a significant estimate. The amount of ECLs is sensitive to changes in circumstances and forecast economic conditions. The Company's expected credit loss experience and forecast of economic conditions may also not be representative of the actual default in the future. The information about the ECLs on the Company's in-scope financial instruments are disclosed in notes 15, 16, 17 and 20 to the financial statements.

Income taxes

At 31 December 2021, net deferred tax assets of US\$74,824 (2020: US\$159,815) have been recognised in the Company's statement of financial position in respect of the accelerated tax depreciation, expected credit loss allowances, changes of fair value of financial investments at fair value through other comprehensive income.

NOTES TO FINANCIAL STATEMENTS

31 December 2021

4. CAPITAL MANAGEMENT

The Company has adopted a policy of maintaining a strong capital base to:

- comply with the capital requirements under the Banking (Capital) Rules of the Banking Ordinance; and
- support the Company's stability and business growth so as to provide reasonable returns for shareholders.

Capital adequacy ratio, computed as a ratio of total regulatory capital to the risk-weighted assets, has remained well above the statutory minimum ratio.

Capital adequacy position and the use of regulatory capital are monitored closely by management of the Company, employing techniques based on the Banking (Capital) Rules.

The Company has an established capital planning process to assess the adequacy of its capital to support current and future activities. The process states the Company's capital adequacy goals in relation to risk, taking into account its strategic focus and business plan.

The Company has complied with the capital requirements imposed by the Banking (Capital) Rules throughout the years ended 31 December 2021 and 2020.



NOTES TO FINANCIAL STATEMENTS

31 December 2021

5. FINANCIAL RISK MANAGEMENT

Categories of financial instruments

	2021 US\$	2020 US\$
<b>Financial assets</b>		
<i>Financial assets at fair value through profit or loss</i>	8,494,675	4,296,885
<i>Financial assets at fair value through other comprehensive Income</i>	209,376,152	213,673,926
<i>Financial assets at amortised cost</i>		
- Cash	385	387
- Bank balances with banks and other financial institutions	4,308,001	3,006,371
- Placements with banks	14,954,837	2,742,333
- Loans and advances to customers	271,202,327	208,166,457
- Financial assets included in other assets	<u>266,696</u>	<u>315,561</u>
	<u>508,603,073</u>	<u>432,201,920</u>
<b>Financial liabilities</b>		
<i>Financial liabilities at amortised cost</i>		
- Loans due to banks and other financial institutions	381,896,922	313,449,130
- Financial liabilities included in other payables and accruals	481,644	379,307
- Lease liabilities	<u>1,671,115</u>	<u>2,525,737</u>
	<u>384,049,681</u>	<u>316,354,174</u>

The risks associated with these financial instruments include market risk (price risk, interest rate risk and foreign currency risk), credit risk and liquidity risk arising in its normal course of business. The policies on how to mitigate these risks are set out below. Management of the Company manages and monitors these exposures to ensure appropriate measures are implemented on a timely and effective manner.

*Price risk*

Price risk represents the possibilities of changes in fair value or future cash flows due to changes in market prices. The Company's exposure to price risk through its financial assets at fair value through profit or loss as disclosed in note 17 to the financial statements is considered not significant.

*Interest rate risk*

Cash flow interest rate risk is the risk that the future cash flows of a financial instrument will fluctuate because of changes in market interest rates. Fair value interest rate risk is the risk that the value of a financial instrument will fluctuate because of changes in market interest rates. The Company takes on exposure to the effects of fluctuations in the prevailing levels of market interest rates on both its fair value and cash flow risks. Interest margins may increase as a result of such changes but may reduce or create losses in the event that unexpected movements arise. Limits are set at the level of mismatch of interest rate repricing that may be undertaken, which is monitored monthly.

~~The table in the next page summarises the Company's exposure to interest rate risk. Included in the table are the Company's assets and liabilities, including non-financial assets and liabilities, at carrying amounts, categorised by the earlier of contractual repricing or maturity dates.~~

NOTES TO FINANCIAL STATEMENTS

31 December 2021

5. FINANCIAL RISK MANAGEMENT (continued)

*Interest rate risk (continued)*

At 31 December 2021

	Weighted average effective interest rate %	Up to 3 months US\$	3 - 12 months US\$	1 - 5 years US\$	Non-interest bearing US\$	Total US\$
<b>Financial assets</b>						
Cash	-	-	-	-	385	385
Bank balances with banks and other financial institutions	0.01	4,308,001	-	-	-	4,308,001
Placements with banks	0.26	11,495,588	3,456,357	-	2,892	14,954,837
Loans and advances to customers	2.34	245,883,525	24,782,462	-	536,340	271,202,327
Debt investments at fair value through other comprehensive income	1.16	209,116,365	-	-	259,787	209,376,152
Financial assets at fair value through profit or loss	-	-	-	-	8,494,675	8,494,675
Financial assets included in other assets	-	-	-	-	266,696	266,696
<b>Total financial assets</b>		<b>470,803,479</b>	<b>28,238,819</b>	<b>-</b>	<b>9,560,775</b>	<b>508,603,073</b>
<b>Financial liabilities</b>						
Loans due to banks and other financial institutions	0.54	339,216,401	42,414,120	-	266,401	381,896,922
Financial liabilities included in other payables and accruals	-	-	-	-	481,644	481,644
Lease liabilities	1.79	249,892	677,404	743,819	-	1,671,115
<b>Total financial liabilities</b>		<b>339,466,293</b>	<b>43,091,524</b>	<b>743,819</b>	<b>748,045</b>	<b>384,049,681</b>
<b>Total interest sensitivity gap</b>		<b>131,337,186</b>	<b>(14,852,705)</b>	<b>(743,819)</b>	<b>8,812,730</b>	<b>124,553,392</b>



NOTES TO FINANCIAL STATEMENTS

31 December 2021

5. FINANCIAL RISK MANAGEMENT (continued)

*Interest rate risk (continued)*

At 31 December 2020	Weighted average effective interest rate %	Up to 3 months US\$	3 - 12 months US\$	1 - 5 years US\$	Non-interest bearing US\$	Total US\$
<b>Financial assets</b>						
Cash	-	-	-	-	387	387
Bank balances with banks and other financial institutions	0.03	3,006,371	-	-	-	3,006,371
Placements with banks	1.53	2,741,068	-	-	1,265	2,742,333
Loans and advances to customers	1.99	202,129,667	5,689,027	-	347,763	208,166,457
Debt investments at fair value through other comprehensive income	1.26	213,388,449	-	-	285,477	213,673,926
Financial assets at fair value through profit or loss	-	-	-	-	4,296,885	4,296,885
Financial assets included in other assets	-	-	-	-	315,561	315,561
<b>Total financial assets</b>		<b>421,265,555</b>	<b>5,689,027</b>	<b>-</b>	<b>5,247,338</b>	<b>432,201,920</b>
<b>Financial liabilities</b>						
Loans due to banks and other financial institutions	0.73	313,157,220	-	-	291,910	313,449,130
Financial liabilities included in other payables and accruals	-	-	-	-	379,307	379,307
Lease liabilities	1.94	-	1,025,209	1,500,528	-	2,525,737
<b>Total financial liabilities</b>		<b>313,157,220</b>	<b>1,025,209</b>	<b>1,500,528</b>	<b>671,217</b>	<b>316,354,174</b>
<b>Total interest sensitivity gap</b>		<b>108,108,335</b>	<b>4,663,818</b>	<b>(1,500,528)</b>	<b>4,296,415</b>	<b>115,568,040</b>

Management of the Company considers that the Company is not subject to significant level of fair value interest rate risk due to fluctuations in the prevailing market interest rates since the Company mainly invests in investments bearing interest at floating rates.

The Company is exposed to cash flow interest rate risk in relation to debt investments at fair value through other comprehensive income which were floating rate debt securities and other financial assets and liabilities bearing interest at floating rates (except the cash and balances with banks and other financial institutions as disclosed below).

The cash and balances with banks and other financial institutions of the Company are entered into based on short-term market interest rates and are therefore exposed to minimal interest rate risk on cash and balances with banks and other financial institutions.

The sensitivity analyses for cash flow interest rate risk have been determined based on the exposure to interest rates at the reporting date and the stipulated change taking place at the beginning of the financial year and held constant throughout the reporting period. A 50 basis point change is used when reporting interest rate risk internally to key management personnel and represents management's assessment of the possible change in interest rates.

At the reporting date, if interest rates had been 50 basis points higher/lower, which was considered reasonably possible by management, with all other variables being held constant, the Company's profit after tax would have increased/decreased by US\$456,537 (2020: US\$402,235).

NOTES TO FINANCIAL STATEMENTS

31 December 2021

5. FINANCIAL RISK MANAGEMENT (continued)

*Foreign currency risk*

The Company takes on exposure to the effects of fluctuations in the prevailing foreign currency exchange rates on its financial assets/liabilities and cash flows. The Board of Directors sets limits on the level of exposure by currency and in total for both overnight and intra-day positions, which are monitored daily.

As the financial assets and liabilities of the Company are mainly denominated in the functional currency of the Company or Hong Kong dollars ("HK\$"), the Company is not exposed to significant currency risk. No material fluctuation is expected in view of the HK\$ being pegged to the US\$. Accordingly, no sensitivity analysis has been presented on foreign currency risk.

*Credit risk*

The Company takes on exposure to credit risk, which is the risk that a counterparty will be unable to pay amounts in full when due.

Credit risk is managed by taking into account the strategy and performance goals set by management of the Company to ensure stability, profitability and liquidity while adopting best practices in risk management, and complying with the Banking Ordinance, guidelines issued by the Hong Kong Monetary Authority and other statutory requirements.

The Company's credit approval process is in such a way that when a transaction is initiated by a front office staff and discussed with the Head of Business Support Unit, it is then pre-screened by the Credit Committee of the Company before conducting further assessment of the credit by the front office and Risk Management Department. After the pre-screen process, a transaction memo will be submitted to the Parent Bank's Credit Department to obtain consent for the transaction. After obtaining the Parent Bank's consent for the transaction, the credit application will be submitted to the Company's Credit Committee or Board of Directors for final approval. Documentation and compliance review of the terms and conditions of the loan agreements will then be followed.

The Head of Risk Management reviews the respective outstanding amounts on an annual basis to ensure that adequate impairment losses are made for irrecoverable amounts. Exposure to credit risk arising from loans and advances to customers is managed through regular analysis of the ability of borrowers and potential borrowers to meet interest and capital repayment obligations and by changing the lending limits, where appropriate. Exposure to credit risk is also managed in part by obtaining guarantees and by creating charges over collateral.

The Company uses a credit performance classification system, similar to that required by the Hong Kong Monetary Authority, to assess the likelihood of default by the customers. Except for a loans and advances to one customer as at 31 December 2021 which is classified as substandard, all other loans and advances to customers are classified as pass as at 31 December 2021 and 2020.



NOTES TO FINANCIAL STATEMENTS

31 December 2021

5. FINANCIAL RISK MANAGEMENT (continued)

*Credit risk (continued)*

The carrying amounts of financial assets recorded in the statement of financial position, net of any impairment losses, and the loan commitments are set out in notes 15, 16, 17 and 20 to the financial statements respectively, and they represent the Company's maximum exposures to credit risk without taking account of the value of any collateral obtained:

Maximum exposures and year-end staging as at 31 December 2021

	12-month			US\$
	ECLs			
	Stage 1	Stage 2	Stage 3	
	US\$	US\$	US\$	US\$
Cash	385	-	-	385
Bank balances with banks and other financial institutions	4,308,001	-	-	4,308,001
Placements with banks	14,981,475	-	-	14,981,475
Loans and advances to customers	266,335,424	-	8,278,438	274,613,862
Debt investments at fair value through other comprehensive income	209,376,152	-	-	209,376,152
Financial assets included in other assets	266,696	-	-	266,696
	<u>495,268,133</u>	<u>-</u>	<u>8,278,438</u>	<u>503,546,571</u>

Maximum exposures and year-end staging as at 31 December 2020

	12-month			US\$
	ECLs			
	Stage 1	Stage 2	Stage 3	
	US\$	US\$	US\$	US\$
Cash	387	-	-	387
Bank balances with banks and other financial institutions	3,006,371	-	-	3,006,371
Placements with banks	2,748,925	-	-	2,748,925
Loans and advances to customers	202,634,788	-	8,678,430	211,313,218
Debt investments at fair value through other comprehensive income	213,673,926	-	-	213,673,926
Financial assets included in other assets	315,561	-	-	315,561
	<u>422,379,958</u>	<u>-</u>	<u>8,678,430</u>	<u>431,058,388</u>

## NOTES TO FINANCIAL STATEMENTS

31 December 2021

## 5. FINANCIAL RISK MANAGEMENT (continued)

*Credit risk (continued)*

The Company holds collateral against loans and advances to customers primarily in the form of charges over vessels and guarantees. Credit risk exposures relating to off-balance sheet items are as follows:

	2021 US\$	2020 US\$
Loan commitments	<u>2,793,299</u>	<u>17,205,963</u>

Credit risk arising from liquid funds (including balances with banks and other financial institutions) and debt investments at fair value through other comprehensive income is limited because the counterparties have high credit ratings assigned by international credit-rating agencies. As at 31 December 2021 and 2020, no bank balances and debt securities are impaired.

As at 31 December 2021 and 2020, the majority of debt investments measured at fair value through other comprehensive income, that were neither past due nor impaired, held by the Company by rating agency designation at the end of the reporting period, based on ratings of Moody's Investors Service are rated from Baa2 to A1 (2020: Baa2 to A1).

As at 31 December 2021, the concentration of credit risk is such that the loans and advances to customers were due from 26 counterparties (2020: 20 counterparties). Furthermore, the majority of bank balances and placements are from 4 counterparties (2020: 4 counterparties).



## NOTES TO FINANCIAL STATEMENTS

31 December 2021

## 5. FINANCIAL RISK MANAGEMENT (continued)

*Credit risk (continued)*

The Company's geographical concentration of on-balance sheet financial assets with credit exposure is summarised below:

At 31 December 2021

	Hong Kong US\$	Korea US\$	Asia Pacific (excluding Hong Kong and Korea) US\$	Europe US\$	Middle East US\$	Caribbean US\$	United States US\$	Others US\$	Total US\$
<b>Financial assets</b>									
Cash	385	-	-	-	-	-	-	-	385
Bank balances with banks and other financial institutions	3,693,308	-	-	614,693	-	-	-	-	4,308,001
Placements with banks	12,248,777	2,732,698	-	-	-	-	-	-	14,981,475
Loans and advances to customers	47,237,812	30,053,916	47,760,194	80,526,884	19,478,981	29,769,642	12,849,260	6,937,173	274,613,862
Debt investments at fair value through other comprehensive income	-	179,356,583	10,022,985	-	10,034,528	9,962,056	-	-	209,376,152
Financial assets included in other assets	266,696	-	-	-	-	-	-	-	266,696
<b>Total financial assets</b>	<b>63,446,978</b>	<b>212,143,197</b>	<b>57,783,179</b>	<b>81,141,577</b>	<b>29,513,509</b>	<b>39,731,698</b>	<b>12,849,260</b>	<b>6,937,173</b>	<b>503,546,571</b>

NOTES TO FINANCIAL STATEMENTS

31 December 2021

5. FINANCIAL RISK MANAGEMENT (continued)

*Credit risk (continued)*

The Company's geographical concentration of on-balance sheet financial assets with credit exposure is summarised below:

At 31 December 2020

	Hong Kong US\$	Korea US\$	Asia Pacific (excluding Hong Kong and Korea) US\$	Europe US\$	Middle East US\$	Caribbean US\$	United States US\$	Others US\$	Total US\$
<b>Financial assets</b>									
Cash	387	-	-	-	-	-	-	-	387
Bank balances with banks and other financial institutions	3,004,184	-	-	2,187	-	-	-	-	3,006,371
Placements with banks	-	2,748,925	-	-	-	-	-	-	2,748,925
Loans and advances to customers	57,498,945	40,080,652	32,719,754	15,993,044	21,028,524	18,757,799	19,527,056	5,707,444	211,313,218
Debt investments at fair value through other comprehensive income	-	171,766,426	9,980,737	-	5,015,888	26,910,875	-	-	213,673,926
Financial assets included in other assets	315,561	-	-	-	-	-	-	-	315,561
<b>Total financial assets</b>	<b>60,819,077</b>	<b>214,596,003</b>	<b>42,700,491</b>	<b>15,995,231</b>	<b>26,044,674</b>	<b>45,668,674</b>	<b>19,527,056</b>	<b>5,707,444</b>	<b>431,058,388</b>



NOTES TO FINANCIAL STATEMENTS

31 December 2021

5. FINANCIAL RISK MANAGEMENT (continued)

*Liquidity risk*

The Company is exposed to call on its available cash resources from maturing deposits of customers and loans from banks. Limits are set on the minimum proportion of maturing funds available to meet such calls.

The table below analyses the Company's financial assets and liabilities into relevant maturity groupings based on the remaining period from the reporting date to the contractual maturity date based on their contractual undiscounted cash flows:

At 31 December 2021	Repayable on demand US\$	Up to 3 months US\$	3-12 months US\$	1-5 years US\$	Over 5 years US\$	Undated US\$	Undiscounted cash flows US\$	Carrying amount US\$
<b>Financial assets</b>								
Cash	385	-	-	-	-	-	385	385
Bank balances with banks and other financial institutions	4,308,001	-	-	-	-	-	4,308,001	4,308,001
Placements with banks	-	8,787,303	6,206,398	-	-	-	14,993,701	14,954,837
Loans and advances to customers	-	3,927,976	31,149,496	184,674,766	53,284,738	-	273,036,976	271,202,327
Debt investments at fair value through other comprehensive income	-	16,310,733	63,000,000	129,900,000	-	-	209,210,733	209,376,152
Financial assets at fair value through profit or loss	-	-	-	1,498,363	6,996,312	-	8,494,675	8,494,675
Financial assets included in other assets	-	-	-	266,696	-	-	266,696	266,696
<b>Total financial assets</b>	<b>4,308,386</b>	<b>29,026,012</b>	<b>100,355,894</b>	<b>316,339,825</b>	<b>60,281,050</b>	<b>-</b>	<b>510,311,167</b>	<b>508,603,073</b>
<b>Financial liabilities</b>								
Loans due to banks and other financial institutions	-	202,457,564	142,853,064	26,920,524	10,000,000	-	382,231,152	381,896,922
Financial liabilities included in other payables and accruals	-	43,819	437,825	-	-	-	481,644	481,644
Lease liabilities	-	257,019	692,371	751,681	-	-	1,701,071	1,671,115
<b>Total financial liabilities</b>	<b>-</b>	<b>202,758,402</b>	<b>143,983,260</b>	<b>27,672,205</b>	<b>10,000,000</b>	<b>-</b>	<b>384,413,867</b>	<b>384,049,681</b>
<b>Net liquidity gap</b>	<b>4,308,386</b>	<b>(173,732,390)</b>	<b>(43,627,366)</b>	<b>288,667,620</b>	<b>50,281,050</b>	<b>-</b>	<b>125,897,300</b>	<b>124,553,392</b>
<b>Loan commitments</b>	<b>-</b>	<b>-</b>	<b>984,679</b>	<b>1,808,620</b>	<b>-</b>	<b>-</b>	<b>2,793,299</b>	<b>2,793,299</b>
<b>Other commitments</b>	<b>-</b>	<b>-</b>	<b>-</b>	<b>3,450,000</b>	<b>2,562,968</b>	<b>-</b>	<b>6,012,968</b>	<b>6,012,968</b>

NOTES TO FINANCIAL STATEMENTS

31 December 2021

5. FINANCIAL RISK MANAGEMENT (continued)

*Liquidity risk (continued)*

At 31 December 2020	Repayable on demand US\$	Up to 3 months US\$	3-12 months US\$	1-5 years US\$	Over 5 years US\$	Undated US\$	Undiscounted cash flows US\$	Carrying amount US\$
<b>Financial assets</b>								
Cash	387	-	-	-	-	-	387	387
Bank balances with banks and other financial institutions	3,006,371	-	-	-	-	-	3,006,371	3,006,371
Placements with banks	-	-	-	2,751,534	-	-	2,751,534	2,742,333
Loans and advances to customers	-	1,965,790	46,748,708	122,322,480	38,047,608	-	209,084,586	208,166,457
Debt investments at fair value through other comprehensive income	-	673,041	77,250,000	136,000,000	-	-	213,923,041	213,673,926
Financial assets at fair value through profit or loss	-	-	-	-	4,296,885	-	4,296,885	4,296,885
Financial assets included in other assets	-	-	-	315,561	-	-	315,561	315,561
<b>Total financial assets</b>	<b>3,006,758</b>	<b>2,638,831</b>	<b>123,998,708</b>	<b>261,389,575</b>	<b>42,344,493</b>	<b>-</b>	<b>433,378,365</b>	<b>432,201,920</b>
<b>Financial liabilities</b>								
Loans due to banks and other financial institutions	-	213,482,830	58,823,001	31,366,347	10,000,000	-	313,672,178	313,449,130
Financial liabilities included in other payables and accruals	-	17,828	361,479	-	-	-	379,307	379,307
Lease liabilities	-	275,860	788,340	1,528,965	-	-	2,593,165	2,525,737
<b>Total financial liabilities</b>	<b>-</b>	<b>213,776,518</b>	<b>59,972,820</b>	<b>32,895,312</b>	<b>10,000,000</b>	<b>-</b>	<b>316,644,650</b>	<b>316,354,174</b>
<b>Net liquidity gap</b>	<b>3,006,758</b>	<b>(211,137,687)</b>	<b>64,025,888</b>	<b>228,494,263</b>	<b>32,344,493</b>	<b>-</b>	<b>116,733,715</b>	<b>115,847,746</b>
<b>Loan commitments</b>	<b>-</b>	<b>-</b>	<b>15,000,000</b>	<b>2,205,963</b>	<b>-</b>	<b>-</b>	<b>17,205,963</b>	<b>17,205,963</b>
<b>Other commitments</b>	<b>-</b>	<b>-</b>	<b>-</b>	<b>-</b>	<b>9,856,953</b>	<b>-</b>	<b>9,856,953</b>	<b>9,856,953</b>

Matching and controlled mismatching of the maturities and interest rates of assets and liabilities are fundamental to management of the Company. Nevertheless, mismatches might still occur due to the uncertainty in types and terms of transactions. An unmatched position potentially enhances profitability, but also increases the risk of losses.

The maturities of assets and liabilities and the ability to replace, at an acceptable cost, interest-bearing liabilities as they mature are important factors in assessing the liquidity of the Company and its exposure to changes in interest rates and exchange rates.

As at 31 December 2021, there were negative net liquidity gaps shown for the period "repayable in up to three months" and "3-12 months" (2020: a gap shown for the period "repayable in up to three months"). This is largely caused by the loans due to the Parent Bank. The Parent Bank has committed to continually provide financial support to meet the Company's financial obligations, this loan is expected to be renewed. Liquidity risk is therefore considered to be minimal.

NOTES TO FINANCIAL STATEMENTS

31 December 2021

5. FINANCIAL RISK MANAGEMENT (continued)

Fair value of financial assets and liabilities

The fair value of financial assets and financial liabilities are determined as follows:

- the fair value of financial assets and financial liabilities with standard terms and conditions and traded in active liquid markets are determined with reference to quoted market bid prices and ask prices respectively; and
- the fair value of other financial assets and financial liabilities are determined in accordance with generally accepted pricing models based on discounted cash flow analysis using prices or rates from observable current market transactions as input.
- The fair value of unlisted investment funds at fair value through profit or loss was estimated using a net asset value valuation technique based on parameters that are not supported by observable market prices or rates.

The directors consider that the carrying amounts of financial assets and financial liabilities recorded at amortised cost approximate their fair values.

The fair values of these financial assets are based on quoted bid prices from dealers. The fair value hierarchy of financial assets and financial liabilities measured at fair value is as follows:

	Level 1 US\$	Level 2 US\$	Level 3 US\$	Total US\$
<u>31 December 2021</u>				
Financial investments at fair value through other comprehensive income:				
Debt investments	-	209,376,152	-	209,376,152
Financial investments at fair value through profit or loss:				
Investment funds	-	-	8,494,675	8,494,675
Total	-	209,376,152	8,494,675	217,870,827
<u>31 December 2020</u>				
Financial investments at fair value through other comprehensive income:				
Debt investments	-	213,673,926	-	213,673,926
Financial investments at fair value through profit or loss:				
Investment funds	-	-	4,296,885	4,296,885
Total	-	213,673,926	4,296,885	217,970,811



NOTES TO FINANCIAL STATEMENTS

31 December 2021

5. FINANCIAL RISK MANAGEMENT (continued)

Fair value of financial assets and liabilities (continued)

During the years ended 31 December 2021 and 2020, there have been no transfers between Level 1 and Level 2. The movement of fair value measurement in Level 3 were as follows:

	Unlisted investment funds US\$
As at 1 January 2020	2,650,955
Purchases	1,328,466
Changes in fair value recognised in profit or loss	<u>317,464</u>
As at 31 December 2020 and 1 January 2021	4,296,885
Purchases	3,517,005
Changes in fair value recognised in profit or loss	<u>680,785</u>
As at 31 December 2021	<u><u>8,494,675</u></u>

The following table shows the sensitivity of fair values due to parallel movement of plus or minus 10% of the net asset values.

	Effect on statement or profit or loss Favourable US\$	Unfavourable US\$
<b>2021</b>		
<b>Assets</b>		
Financial investments at fair value through profit or loss:		
Investment funds	<u>849,468</u>	<u>(849,468)</u>
	Effect on statement or profit or loss Favourable US\$	Unfavourable US\$
<b>2020</b>		
<b>Assets</b>		
Financial investments at fair value through profit or loss:		
Investment funds	<u>429,689</u>	<u>(429,689)</u>

NOTES TO FINANCIAL STATEMENTS

31 December 2021

6. INTEREST INCOME AND INTEREST EXPENSES

	2021 US\$	2020 US\$
Interest income arising from:		
Balances with Parent Bank and other financial institutions	1,029	612
Placements with Parent Bank and other financial institutions	39,461	96,889
Loans and advances to customers	5,460,571	7,026,126
Debt investments at fair value through other comprehensive income	<u>2,621,754</u>	<u>4,395,500</u>
	<u>8,122,815</u>	<u>11,519,127</u>
Interest expenses for financial liabilities not designated at fair value through profit or loss:		
Loans due to banks and other financial institutions	2,117,045	5,460,671
- Lease liabilities (note 13)	<u>39,956</u>	<u>32,905</u>
	<u>2,157,001</u>	<u>5,493,576</u>

All interest income derived from financial assets was calculated using effective interest rate method. Interest income of US\$73,893 was recognised on impaired loans for the year ended 31 December 2021 (2020: US\$285,755).

7. FEE INCOME

	2021 US\$	2020 US\$
<i>Revenue from contracts with customers</i>		
Management, commitment, arrangement and participation fees	<u>5,122,050</u>	<u>2,639,478</u>

The performance obligation is satisfied upon the Company has rendered the service to a customer. The contracts provide the Company the present right of payment and the collection of the consideration is probable.

8. NET TRADING INCOME

	2021 US\$	2020 US\$
Net fair value changes on financial assets at fair value through profit or loss	680,785	317,464
Dividend income	<u>355,272</u>	<u>74,909</u>
	<u>1,036,057</u>	<u>392,373</u>

The financial assets at fair value through profit or loss include unlisted investment funds.

NOTES TO FINANCIAL STATEMENTS

31 December 2021

9. STAFF COSTS

Staff costs, together with directors' remuneration for the year disclosed pursuant to section 383(1)(a) of the Hong Kong Companies Ordinance and Part 2 of the Companies (Disclosure of Information about Benefits of Directors) Regulation, are as follows:

	2021 US\$	2020 US\$
Employees' remuneration		
- benefits and compensation	1,380,011	1,477,513
- contributions to retirement benefits scheme	54,796	53,629
Directors' remuneration		
- fee	51,410	51,326
- salaries, allowances and benefits in kind	<u>208,591</u>	<u>149,733</u>
	<u>1,694,808</u>	<u>1,702,201</u>

10. PROFIT BEFORE TAX

The Company's profit before tax is arrived at after charging/(crediting):

	2021 US\$	2020 US\$
Premises and equipment expenses		
- Lease payments not included in the measurement of lease liabilities	20,415	90,491
- Depreciation of property and equipment (note 13)	40,834	24,498
- Depreciation of right-of-use assets (note 13)	1,072,780	1,088,433
Auditors' remuneration	67,978	57,822
Charge/(write-back) of impairment allowance, net:		
- Placements with banks	20,046	(3,570)
- Loans and advances to customers	264,774	408,503
- Debt investments at fair value through other comprehensive income	(37,582)	(31,952)
- Loan commitments	(6,295)	4,815
Loss on disposal of property and equipment	-	1,369
Foreign exchange differences, net	<u>23,229</u>	<u>19,564</u>



NOTES TO FINANCIAL STATEMENTS

31 December 2021

11. INCOME TAX

Hong Kong profits tax has been provided at the rate of 8.25% for the first HK\$2 million and 16.5% for over HK\$2 million (2020: 8.25% for the first HK\$2 million and 16.5% for over HK\$2 million) on the estimated assessable profits arising in Hong Kong during the year:

	2021 US\$	2020 US\$
Current – Hong Kong		
Charge for the year	1,261,956	654,525
Under/(over) provision in prior years	9,577	(12,876)
Current – Overseas		
Withholding tax	41,621	76,376
Deferred tax charge (note 12)	<u>31,748</u>	<u>53,921</u>
Total tax charge for the year	<u>1,344,902</u>	<u>771,946</u>

A reconciliation of the tax expense applicable to profit before tax using the statutory rate to the tax expense at the effective tax rate, and a reconciliation of the applicable rates (i.e., the statutory tax rates) to the effective tax rates, are as below:

	2021 US\$	2020 US\$
Profit before tax	<u>7,811,911</u>	<u>4,496,290</u>
Tax at the statutory income tax rate of 16.5% (2020: 16.5%)	1,288,965	695,736
Under/(over) provision in prior years	9,577	(12,876)
Expenses not deductible for tax	29,772	21,333
Temporary differences not recognised	18,508	23,010
Tax effect of first HK\$2,000,000 assessable profits taxed at 8.25%	(21,160)	(21,285)
Tax credit claim on withholding tax paid	(27,700)	(10,348)
Foreign withholding tax	41,621	76,376
Others	<u>5,319</u>	<u>-</u>
Tax expense at the Company's effective rate of 17.22% (2020: 17.17%)	<u>1,344,902</u>	<u>771,946</u>

NOTES TO FINANCIAL STATEMENTS

31 December 2021

12. DEFERRED TAX ASSETS/(LIABILITIES)

Deferred tax assets/(liabilities)

	Accelerated tax depreciation US\$	Expected credit loss allowances US\$	Fair value adjustments of debt investments at fair value through other comprehensive income US\$	Total US\$
At 1 January 2020	28,593	149,979	(32,868)	145,704
Deferred tax charged to the statement of profit or loss during the year (note 11)	(9,538)	(44,383)	-	(53,921)
Deferred tax recognised in other comprehensive income during the year	-	-	68,032	68,032
At 31 December 2020 and 1 January 2021	19,055	105,596	35,164	159,815
Deferred tax (charged)/credited to the statement of profit or loss during the year (note 11)	256	(32,004)	-	(31,748)
Deferred tax recognised in other comprehensive income during the year	-	-	(53,243)	(53,243)
At 31 December 2021	<u>19,311</u>	<u>73,592</u>	<u>(18,079)</u>	<u>74,824</u>

NOTES TO FINANCIAL STATEMENTS

31 December 2021

13. PROPERTY AND EQUIPMENT AND LEASES

	Right-of-use assets					Owned assets					Total US\$	
	Buildings US\$	Office Equipment US\$	Furniture and Motor Vehicles US\$	Leasehold Improvement US\$	Furniture and Fixtures US\$	Office Equipment US\$	Computer Equipment US\$	Total US\$				
<b>Cost:</b>												
At 1 January 2020	2,097,761	17,606	60,392	356,563	32,517	1,414	509,787	900,281	3,076,040			
Additions	622,430	-	63,288	-	1,432	-	68,505	69,937	755,655			
Remeasurement	1,901,516	-	-	-	(223)	-	(5,707)	(5,930)	1,901,516			
Disposals	-	-	-	-	-	-	-	-	(5,930)			
Exchange difference	10,427	82	285	-	-	-	-	-	10,794			
At 31 December 2020 and 1 January 2021	4,632,134	17,688	123,965	356,563	33,726	1,414	572,585	964,288	5,738,075			
Additions	311,669	-	-	-	-	12,407	16,914	29,321	340,990			
Disposals	(110,671)	(105)	(728)	-	-	-	(3,038)	(3,038)	(110,671)			
Exchange difference	(28,020)	-	-	-	-	-	-	-	(31,891)			
At 31 December 2021	4,805,112	17,583	123,237	8,000	33,726	13,821	586,461	990,571	5,936,503			
<b>Accumulated depreciation:</b>												
At 1 January 2020	1,072,397	6,241	32,039	343,517	32,346	1,414	481,030	858,307	1,968,984			
Charge for the year	1,049,397	4,417	34,619	5,046	197	-	19,255	24,498	1,112,931			
Disposals	-	-	-	-	(82)	-	(4,479)	(4,561)	(4,561)			
Exchange difference	5,751	31	173	-	-	-	-	-	5,955			
At 31 December 2020 and 1 January 2021	2,127,545	10,689	66,831	348,563	32,461	1,414	495,806	878,244	3,083,309			
Charge for the year	1,036,156	4,407	33,217	4,869	286	1,222	34,457	40,834	1,113,614			
Disposals	(15,920)	(76)	(498)	-	-	-	(2,720)	(2,720)	(19,214)			
Exchange difference	3,146,781	15,020	99,550	352,432	32,747	2,636	527,543	916,358	4,177,709			
At 31 December 2021	1,658,331	2,563	23,687	3,131	979	11,185	58,918	74,213	1,758,794			
Net carrying amount:	2,504,589	6,999	57,134	8,000	1,265	-	76,779	86,044	2,654,766			
At 31 December 2020												



NOTES TO FINANCIAL STATEMENTS

31 December 2021

13. PROPERTY AND EQUIPMENT AND LEASES (continued)

Notes:

- (a) The Company's right of use of Buildings represents the Hong Kong office held for own use. The premise is held on a medium-term lease expiring on 31 January 2024.
- (b) The Company leases certain of its office equipment used in its operations. Leases for these assets are negotiated for terms ranging from two to three years with no extension or termination options and all the lease payments are fixed.

The maturity analysis of lease liabilities is disclosed in note 5 to the financial statements.

**Movements of carrying amounts of lease liabilities for the year ended 31 December 2021 and 2020**

	2021 US\$	2020 US\$
At beginning of year	2,525,737	1,048,030
New leases	311,669	685,718
Accretion of interest	39,956	32,905
Remeasurement	(110,671)	1,901,516
Payment	(1,083,350)	(1,147,188)
Exchange difference	(12,226)	4,756
At end of year	<u>1,671,115</u>	<u>2,525,737</u>
Current	<u>927,297</u>	<u>1,025,209</u>
Non-current	<u>743,818</u>	<u>1,500,528</u>

The weighted average incremental borrowing rate applied to the lease liabilities recognised at 31 December 2021 was 1.79% (2020: 1.94%).

**Amounts recognised in the statement of profit or loss for the year ended 31 December 2021 and 2020**

	2021 US\$	2020 US\$
Depreciation expense of right-of-use assets	1,072,780	1,088,433
Interest expense on lease liabilities	39,956	32,905
Expense relating to short-term leases and other leases with with remaining lease terms ended on or before end of - the reporting period	<u>-</u>	<u>90,491</u>
Total	<u>1,112,736</u>	<u>1,211,829</u>

The Company had total cash outflows for leases of US\$1,083,350 in 2021 (2020: US\$1,147,188).

NOTES TO FINANCIAL STATEMENTS

31 December 2021

14. LOANS TO DIRECTORS

The Company did not make any loans to directors during the years ended 31 December 2021 and 2020, which are required to be disclosed pursuant to section 383(1)(d) of the Hong Kong Companies Ordinance and Part 3 of the Companies (Disclosure of Information about Benefits of Directors) Regulation.

15. PLACEMENTS WITH BANKS

	2021 US\$	2020 US\$
Placements with banks	14,981,475	2,748,925
Less: impairment allowance	<u>(26,638)</u>	<u>(6,592)</u>
	<u>14,954,837</u>	<u>2,742,333</u>

During the years ended 31 December 2021 and 2020, the movements in the impairment allowance for placements with banks with maturity more than three months and placements with banks with maturity less than three months are as follows:

	2021 US\$	2020 US\$
Balance as at 1 January	6,592	10,162
Charge for/(write-back of) impairment allowance, net	<u>20,046</u>	<u>(3,570)</u>
Balance as at 31 December	<u>26,638</u>	<u>6,592</u>

Provision for expected credit losses is assessed at each reporting date by considering the published credit ratings and probability of default of the banks. As at 31 December 2021, the probability of default was estimated to be 0.23% (2020: 0.31%) and the loss given default was estimated to be 77.79% (2020: 77.79%).

NOTES TO FINANCIAL STATEMENTS

31 December 2021

16. LOANS AND ADVANCES TO CUSTOMERS

	2021 US\$	2020 US\$
Gross loans and advances to customers	274,613,862	211,313,218
Less: impairment allowance	<u>(3,411,535)</u>	<u>(3,146,761)</u>
	<u>271,202,327</u>	<u>208,166,457</u>

An analysis of changes in the gross amount of loans and advances to customers is as follow:

As at 31 December 2021

	12-month ECLs	Lifetime ECLs		US\$
	Stage 1 US\$	Stage 2 US\$	Stage 3 US\$	
Gross loans and advances to customers as at 1 January	202,634,788	-	8,678,430	211,313,218
New financial assets originated	136,850,978	-	-	136,850,978
Financial assets that have been repaid	<u>(73,150,342)</u>	<u>-</u>	<u>(399,992)</u>	<u>(73,550,334)</u>
Gross loans and advances to customers as at 31 December	<u>266,335,424</u>	<u>-</u>	<u>8,278,438</u>	<u>274,613,862</u>

As at 31 December 2020

	12-month ECLs	Lifetime ECLs		US\$
	Stage 1 US\$	Stage 2 US\$	Stage 3 US\$	
Gross loans and advances to customers as at 1 January	265,121,273	-	9,185,464	274,306,737
New financial assets originated	43,625,151	-	226,505	43,851,656
Amounts written off	-	-	(607,946)	(607,946)
Financial assets that have been repaid	<u>(106,111,636)</u>	<u>-</u>	<u>(125,593)</u>	<u>(106,237,229)</u>
Gross loans and advances to customers as at 31 December	<u>202,634,788</u>	<u>-</u>	<u>8,678,430</u>	<u>211,313,218</u>



NOTES TO FINANCIAL STATEMENTS

31 December 2021

16. LOANS AND ADVANCES TO CUSTOMERS (continued)

During the years ended 31 December 2021 and 2020, the movements in the impairment losses for loans and advances to customers are as follows:

As at 31 December 2021

	12-month ECLs	Lifetime ECLs		US\$
	Stage 1 US\$	Stage 2 US\$	Stage 3 US\$	
Balance as at 1 January	626,448	-	2,520,313	3,146,761
(Write-back of)/charge for the year, net	(180,436)	-	445,210	264,774
	<u>446,012</u>	<u>-</u>	<u>2,965,523</u>	<u>3,411,535</u>

As at 31 December 2020

	12-month ECLs	Lifetime ECLs		US\$
	Stage 1 US\$	Stage 2 US\$	Stage 3 US\$	
Balance as at 1 January	769,270	-	2,576,934	3,346,204
(Write-back of)/charge for the year, net	(142,822)	-	551,325	408,503
Amounts written off	-	-	(607,946)	(607,946)
	<u>626,448</u>	<u>-</u>	<u>2,520,313</u>	<u>3,146,761</u>

Provision for expected credit losses is assessed at each reporting date by considering the probability of default of comparable companies with published credit ratings. As at 31 December 2021, the probability of default applied ranged from 0.1% to 0.5% (2020: 0.31% to 1.61%) and the loss given default was estimated to be 77.79% (2020: 77.79%).

NOTES TO FINANCIAL STATEMENTS

31 December 2021

17. FINANCIAL INVESTMENTS

	2021 US\$	2020 US\$
Financial investments measured at fair value through other comprehensive income:		
- Debt securities, listed	27,017,766	43,913,120
- Debt securities, unlisted	<u>182,358,386</u>	<u>169,760,806</u>
	<u>209,376,152</u>	<u>213,673,926</u>
Financial investments measured at fair value through profit or loss:		
- Investment funds, unlisted	<u>8,494,675</u>	<u>4,296,885</u>

During the year, the net fair value gain in respect of the Company's financial investments measured at fair value through other comprehensive income amounted to US\$354,134 (2020: net loss of US\$337,299), of which US\$84,692 (2020: US\$6,858) was reclassified from other comprehensive income to profit or loss during the year.

During the years ended 31 December 2021 and 2020, the movements in the impairment allowance for financial investments measured at fair value through other comprehensive income are as follows:

	2021 US\$	2020 US\$
Balance as at 1 January	95,459	127,411
Write-back of impairment allowance, net	<u>(37,582)</u>	<u>(31,952)</u>
Balance as at 31 December	<u>57,877</u>	<u>95,459</u>

Provision for expected credit losses is assessed at each reporting date by considering the probability of default of comparable companies with published credit ratings. As at 31 December 2021, the probability of default applied ranged from 0.03% to 0.104% (2020: 0.03% to 0.13%) and the loss given default was estimated to be 78.8% (2020: 77.79%).

18. OTHER PAYABLES AND ACCRUALS

	2021 US\$	2020 US\$
Other payables	526,698	445,396
Provision for reinstatement cost	<u>92,334</u>	<u>92,879</u>
	<u>619,032</u>	<u>538,275</u>

NOTES TO FINANCIAL STATEMENTS

31 December 2021

19. SHARE CAPITAL

	2021 US\$	2020 US\$
Issued and fully paid:		
78,000,000 (2020: 78,000,000) ordinary shares	<u>100,000,000</u>	<u>100,000,000</u>

20. OFF-BALANCE SHEET EXPOSURES

Loan and other commitments

The following is a summary of the contractual amounts of each significant class of commitments:

	2021 US\$	2020 US\$
Loan commitments		
- Within one year	984,679	15,000,000
- Two to five years	<u>1,808,620</u>	<u>2,205,963</u>
Other commitments		
- More than five years	<u>6,012,968</u>	<u>9,856,953</u>
Credit risk weighted amount	<u>4,403,134</u>	<u>9,031,458</u>

Commitments are credit-related instruments which include commitments to extend credit. The risk involved is essentially the same as the credit risk involved in extending loan facilities to customers. The contractual amounts of loan commitments represent the amounts at risk should the contract be fully drawn upon and the customer default. As the facilities may expire without being drawn upon, the contractual amounts do not necessarily represent expected future cash flows.

During the years ended 31 December 2021 and 2020, the movements in the impairment allowance for loan commitments are as follows:

	2021 US\$	2020 US\$
Balance as at 1 January	6,936	2,121
Impairment allowance, net	<u>(6,295)</u>	<u>4,815</u>
Balance as at 31 December	<u>641</u>	<u>6,936</u>

Provision for expected credit losses is assessed at each reporting date by considering the probability of default of comparable companies with published credit ratings. As at 31 December 2021, the probability of default applied ranged from 0.1% to 0.23% (2020: 0.14% to 0.31%) and the loss given default was estimated to be 77.79% (2020: 77.79%).



NOTES TO FINANCIAL STATEMENTS

31 December 2021

21. REGULATORY RESERVE

The regulatory reserve is maintained to satisfy the provisions of the Hong Kong Banking Ordinance for prudential supervision purposes. Movements in the reserve are made directly through reserves and in consultation with the Hong Kong Monetary Authority.

22. RELATED PARTY TRANSACTIONS

During the year, the Company entered into transactions with the Parent Bank in the ordinary course of its business. In the opinion of the directors, the transactions, other than the guarantee from the Parent Bank which is unconditional and provided at no cost, were conducted on an arm's length basis. Transactions entered into by the Company during the year and balances with the Parent Bank as at 31 December 2021 and 2020 were as follows:

Balances with the Parent Bank

	2021 US\$	2020 US\$
Bank balances with the Parent Bank	4,296,234	2,993,921
Placements with the Parent Bank	14,978,584	2,742,333
Loans due to the Parent Bank	381,896,922	313,449,130
Service fee payable to the Parent Bank	24,000	24,000
Guarantee from the Parent Bank as collateral for certain loan and investment exposures	<u>16,951,086</u>	<u>18,209,872</u>

Transactions with the Parent Bank

	2021 US\$	2020 US\$
Interest income	40,490	91,809
Interest expenses	2,117,045	5,202,271
Service fee expenses	24,000	24,000
Royalty fee expenses	<u>30,804</u>	<u>51,653</u>

Compensation of key management personnel (note 9)

	2021 US\$	2020 US\$
Directors' remuneration:		
- Fee	51,410	51,236
- Salaries, allowances and benefits in kind	<u>208,591</u>	<u>149,733</u>
Total compensation paid to key management personnel	<u>260,001</u>	<u>201,059</u>

WOORI GLOBAL MARKETS ASIA LIMITED  
友利投資金融有限公司

NOTES TO FINANCIAL STATEMENTS

31 December 2021

23. APPROVAL OF THE FINANCIAL STATEMENTS

The financial statements were approved and authorised for issue by the board of directors on 29 April 2022.

UNAUDITED SUPPLEMENTARY FINANCIAL INFORMATION

31 December 2021

The following information is disclosed as part of the accompanying information to the financial statements and does not form part of the audited financial statements.

A. Corporate governance

The Company is an Authorised Institution incorporated in Hong Kong and is under the supervision of the Hong Kong Monetary Authority (the "HKMA"). The Company is in compliance with the principles and best practices in corporate governance as well as with the guidelines in the Supervisory Policy Manual ("SPM") as set out in the guideline on "Corporate Governance of Locally Incorporated Authorised Institutions" issued by the HKMA. Accordingly, the Company has set up specialised committees with clear terms of reference and specific authorities delegated by its board of directors.

Specialised committees

The board of directors of the Company (the "Board") is constituted in accordance with the Company's Articles of Association and is the ultimate governing body. In order to ensure that matters arising during meetings of the Board are handled properly and timely, the Board delegates the day-to-day supervision of major functional areas to the following specialised committees. These committees are established with clearly defined objectives, authorities, responsibilities and tenure. Written terms of reference are approved by the Board and are updated as appropriate.

(i) The Asset and Liability Committee ("ALCO")

ALCO takes the responsibility to oversee the Company's operations relating to interest rate risk and liquidity risk to ensure that the structure of the Company's business and the level of the balance sheet risk it assumes are effectively managed, and that resources are available to control interest rate/liquidity risks and meet its obligations.

Members of ALCO consist of 1) Chief Executive Officer ("CEO"), 2) Head of Business Support Unit ("BSU"), 3) Treasurer and 4) Head of Risk Management.

(ii) Credit Committee

Credit Committee takes the responsibility for the approval of loan applications and monitors the quality of the Company's credit portfolio. Loans in excess of 10% of the capital base of the Company require approval by the Board.

Members of the Credit Committee consist of 1) CEO, 2) Head of BSU and 3) Head of Risk Management department. The Credit Committee meets on an as-needed basis.

(iii) Investment Committee

Investment Committee takes the role and responsibility in respect of approval of investment decisions. The function of setting investment policy remains with the Board.

Members of the Investment Committee consist of 1) CEO, 2) Head of BSU, 3) Treasurer, 4) Head of Risk Management and 5) various department heads.



UNAUDITED SUPPLEMENTARY FINANCIAL INFORMATION (continued)

31 December 2021

A. Corporate governance (continued)

Internal audit

The internal auditor is responsible for:

- Reviewing operating procedures to ensure that the Company incorporates adequate controls and complies with the regulations of the internal audit of the Parent Bank and the guidelines provided by the HKMA;
- Reporting any findings that might seriously affect the Company's sound operations directly to the Managing Director of the Company or the Auditing Office of the Parent Bank at any time whenever it is deemed necessary by him or her at his or her sole discretion; and
- Reviewing and testing operations regularly to ensure that internal controls are functioning properly.

B. Risk management

The Company has established policies and procedures for the control and monitoring of credit, liquidity, capital and market risks, which are reviewed regularly by the Management, Risk Management department and Credit Committee.

(i) Liquidity risk management

Disclosure on liquidity risk management of the Company can be found in the Pillar 3 regulatory disclosure located on the website of Company's parent bank specified in note H.

(ii) Capital management

The Company's policy, as reviewed by management, is to maintain a strong capital base to support the development of the Company's business and to meet the statutory capital adequacy ratio. As disclosed in Section D, the Company's total capital ratio of 25.13% as of 31 December 2021 (2020: 26.73%) is above the statutory minimum ratio of 8%.

Capital is allocated to various activities of the Company depending on the risk taken by each business division.

UNAUDITED SUPPLEMENTARY FINANCIAL INFORMATION (continued)

31 December 2021

B. Risk management (continued)

- (iii) Market risk is the risk that interest rates, foreign exchange rates or equity prices will move relative to positions taken, causing profits or losses to the Company. Market risk arises on financial instruments which are valued at current market prices ("mark-to-market basis").

The Company executes transactions in the money market, foreign exchange market and capital markets, giving rise to market risk exposures.

The Company has established clear market risk policies, including limits, reporting lines and control procedures, which are reviewed regularly by the Parent Bank. Market risk is managed within various limits approved by the Parent Bank. Details of the Company's market risk management policies and measures are set out in note 5 to the financial statements.

The CEO, Head of BSU and Head of Risk Management oversee the exposure to market risk and ensure the policies procedures and controls are implemented.

- (iv) Operational risk

Operational risk is the risk of loss arising through fraud, unauthorised activities, error, omission, inefficiency, system failure or from external events. It is inherent to every business organisation and covers a wide spectrum of issues.

The CEO, Head of BSU and Head of Risk Management manage operational risk through a control-based environment in which the processes and controls are documented, authorisation is independent and transactions are reconciled and monitored. The operational risk management framework comprises assignment of responsibilities at senior management level, assessment of risk factors inherent in each operational unit, information systems to record operational losses and analysis of loss events.

- (v) Legal risk

Legal risk is the risk of loss arising from the uncertainty of legal proceedings. The Head of BSU and Head of Risk Management ensure the implementation of policies and procedures to minimise legal risk.

- (vi) Credit risk

Details of the Company's credit risk management policies and measures are set out in note 5 to the financial statements.

UNAUDITED SUPPLEMENTARY FINANCIAL INFORMATION (continued)

31 December 2021

B. Risk management (continued)

(vii) Approval of new products

The Business Manager prepares a proposal of a new product and circulates to the relevant department heads for comment. All departments' comments and requirements will be incorporated in the proposal and signed off by each department head. This proposal will then be passed to the Head of BSU and CEO for their review and sign off for proceed to commence this new product. The Board of Directors will then endorse the new products and business lines.

(viii) Hedge accounting

Hedge accounting was not used in both years ended 31 December 2021 and 31 December 2020.

(ix) Derivative financial instruments

During the years ended 31 December 2021 and 31 December 2020, there were no derivative financial instruments held by the Company.

C. Segmental information

- (i) The principal operation of the Company is in Hong Kong. All income is derived from Hong Kong and the assets, liabilities, contingent liabilities and commitments are managed in Hong Kong.



UNAUDITED SUPPLEMENTARY FINANCIAL INFORMATION (continued)

31 December 2021

C. Segmental information (continued)

- (ii) During the year, the operating revenue of the Company is contributed by two classes of business, which are commercial banking and securities dealing. A brief description of the activities of each reported class of business is as follows:

- Commercial banking - balance with banks and other financial institutions, advance of loans to customers and placement with banks. The operating income includes interest, management fee, commitment fee and participating fee from advance of loans to customers. All of the fee income disclosed in note 7 to the financial statements is also within this class of business.
- Securities dealing - holding of bond securities and private equity fund for an investment return and securities brokerage.

The following quantitative information represents each class of business's weight to the Company's revenue and total assets.

	Total operating income (net of interest expenses) before operating expenses and provisions		Operating assets	
	2021 US\$	2020 US\$	2021 US\$	2020 US\$
Commercial banking	5,661,877	4,286,002	294,536,612	217,448,773
Securities dealing	<u>5,780,138</u>	<u>4,434,764</u>	<u>217,774,821</u>	<u>217,670,811</u>

- (iii) Advances to customers - by industry sectors

	2021					
	Total loan to customer US\$	Loan covered by collateral US\$	Overdue and impaired loan to customer US\$	Specific provision US\$	General provision US\$	Provision charged to profit and loss US\$
Loans for use in Hong Kong						
- Loans to customers						
- finance companies and others	28,684,231	-	-	-	71,791	(91,063)
Loans for use outside Hong Kong						
- Loans to customers	<u>245,929,631</u>	<u>40,582,907</u>	<u>8,278,438</u>	<u>2,965,523</u>	<u>374,221</u>	<u>355,837</u>
Total	<u>274,613,862</u>	<u>40,582,907</u>	<u>8,278,438</u>	<u>2,965,523</u>	<u>446,012</u>	<u>264,774</u>

UNAUDITED SUPPLEMENTARY FINANCIAL INFORMATION (continued)

31 December 2021

C. Segmental information (continued)

(iii) Advances to customers - by industry sectors (continued)

	2020					Provision charged to profit and loss US\$
	Total loan to customer US\$	Loan covered by collateral US\$	Overdue and impaired loan to customer US\$	Specific provision US\$	General provision US\$	
Loans for use in Hong Kong						
- Loans to customers						
- finance companies and others	30,569,758	-	-	-	162,854	29,294
Loans for use outside Hong Kong						
- Loans to customers	<u>180,743,460</u>	<u>41,930,420</u>	<u>8,678,430</u>	<u>2,520,313</u>	<u>463,594</u>	<u>379,209</u>
Total	<u>211,313,218</u>	<u>41,930,420</u>	<u>8,678,430</u>	<u>2,520,313</u>	<u>626,448</u>	<u>408,503</u>

The analysis of advances to customers by industry sectors according to the usage of the loans and/or business activities of the borrowers is stated on a gross basis.

(iv) Advances to customers - by geographical areas

	2021			
	Total loans to customers US\$	Overdue and impaired loans to customers US\$	Specific provision US\$	Collective provision US\$
Korea	53,942,175	-	-	60,088
Hong Kong	39,174,049	-	-	69,769
Asia Pacific	52,586,162	8,278,438	2,965,523	72,960
Middle East	2,527,895	-	-	2,035
Caribbean	47,738,575	-	-	113,564
United States	12,849,260	-	-	10,364
Europe	65,795,746	-	-	117,232
Others	-	-	-	-
	<u>274,613,862</u>	<u>8,278,438</u>	<u>2,965,523</u>	<u>446,012</u>

% of total loans to customers 3.01%

Market value of collateral (in form of  
land, building, machinery and complimentary)  
held against impaired loans to customers

5,881,557

UNAUDITED SUPPLEMENTARY FINANCIAL INFORMATION (continued)

31 December 2021

C. Segmental information (continued)

(iv) Advances to customers - by geographical areas (continued)

	2020			
	Total loans to customers US\$	Overdue and impaired loans to customers US\$	Specific provision US\$	Collective provision US\$
Korea	63,990,450	-	-	84,190
Hong Kong	38,302,124	-	-	145,099
Asia Pacific	35,324,276	8,678,430	2,520,313	165,300
Middle East	2,818,652	-	-	3,048
Caribbean	51,380,660	-	-	207,663
United States	19,497,056	-	-	21,148
Others	-	-	-	-
	<u>211,313,218</u>	<u>8,678,340</u>	<u>2,520,313</u>	<u>626,448</u>
% of total loans to customers		<u>4.11%</u>		
Market value of collateral (in form of land, building, machinery and complimentary) held against impaired loans to customers		<u>5,969,045</u>		

The analysis of advances to customers by geographical areas after taking into account any risk transfers is stated on a gross basis. The risk transfers have been made if the claims are guaranteed by a party in a geographical area which is different from that of the counterparty or if the claims are on an overseas branch of a bank whose head office is located in another geographical area.



UNAUDITED SUPPLEMENTARY FINANCIAL INFORMATION (continued)

31 December 2021

C. Segmental information (continued)

(v) Non-bank mainland exposures

	2021		Total US\$
	On-balance sheet exposure US\$	Off-balance sheet exposure US\$	
1. Central government, central government -owned entities and their subsidiaries and joint ventures (JVs)	-	-	-
2. Local governments, local government- owned entities and their subsidiaries and JVs	-	-	-
3. PRC nationals residing in Mainland China or other entities incorporated in Mainland China and their subsidiaries and JVs	8,063,763	-	8,063,763
4. Other entities of central government not reported in item 1 above	-	-	-
5. Other entities of local governments not reported in item 2 above	-	-	-
6. PRC nationals residing outside Mainland China or entities incorporated outside Mainland China where the credit is granted for use in Mainland China	19,612,728	-	19,612,728
7. Other counterparties where the exposures are considered by the reporting institution to be non-bank Mainland China exposures	-	-	-
	-	-	-
Total	27,676,491	-	27,676,491
Total assets after provision	510,514,598		
On-balance sheet exposures as percentage of total assets	5.42%		

UNAUDITED SUPPLEMENTARY FINANCIAL INFORMATION (continued)

31 December 2021

C. Segmental information (continued)

(v) Non-bank mainland exposures (continued)

	2020		Total US\$
	On-balance sheet exposure US\$	Off-balance sheet exposure US\$	
1. Central government, central government -owned entities and their subsidiaries and joint ventures (JVs)	-	-	-
2. Local governments, local government- owned entities and their subsidiaries and JVs	-	-	-
3. PRC nationals residing in Mainland China or other entities incorporated in Mainland China and their subsidiaries and JVs	19,640,845	-	19,640,845
4. Other entities of central government not reported in item 1 above	15,341,267	-	15,341,267
5. Other entities of local governments not reported in item 2 above	-	-	-
6. PRC nationals residing outside Mainland China or entities incorporated outside Mainland China where the credit is granted for use in Mainland China	16,664,439	10,000,000	26,664,439
7. Other counterparties where the exposures are considered by the reporting institution to be non-bank Mainland China exposures	-	-	-
Total	<u>51,646,551</u>	<u>10,000,000</u>	<u>61,646,551</u>
Total assets after provision	435,385,058		
On-balance sheet exposures as percentage of total assets	11.86%		

The analysis of non-bank mainland exposures is based on the categories of non-bank counterparties and the type of direct exposures defined by the Hong Kong Monetary Authority under the Banking (Disclosure) Rules with reference to the Hong Kong Monetary Authority Return of Mainland Activities.

UNAUDITED SUPPLEMENTARY FINANCIAL INFORMATION (continued)

31 December 2021

C. Segmental information (continued)

(vi) International claims

	2021					Total claims US\$
	Banks US\$	Official Sector US\$	Non-bank financial institutions US\$	Non-financial private sector US\$	Others US\$	
<u>Counterparty country/jurisdiction</u>						
Developed countries	626,389	-	6,996,312	78,841,405	-	86,464,106
Offshore centres	-	-	9,962,056	181,330,637	-	191,292,693
- of which: Hong Kong	-	-	9,962,056	39,235,607	-	49,197,663
Developing Latin America and Caribbean	-	-	-	-	-	-
Developing Africa and Middle East	10,034,528	-	1,498,363	2,527,895	-	14,060,786
Developing Asia and Pacific	28,686,073	-	2,004,083	189,899,966	-	220,590,122
- of which: South Korea	18,663,016	-	2,004,083	153,538,169	-	174,205,268
- of which: China	72	-	-	8,068,397	-	8,068,469
<b>Total</b>	<b>39,346,990</b>	<b>-</b>	<b>20,460,814</b>	<b>452,599,903</b>	<b>-</b>	<b>512,407,707</b>

	2020					Total claims US\$
	Banks US\$	Official Sector US\$	Non-bank financial institutions US\$	Non-financial private sector US\$	Others US\$	
<u>Counterparty country/jurisdiction</u>						
Developed countries	12,378	-	3,996,885	19,560,518	-	23,571,969
Offshore centres	-	-	22,618,187	87,110,010	-	109,728,197
- of which: Hong Kong	-	-	19,884,152	38,330,256	-	58,214,408
Developing Latin America and Caribbean	-	-	-	-	-	-
Developing Africa and Middle East	12,042,611	-	300,000	2,818,652	-	15,161,263
Developing Asia and Pacific	15,721,468	-	2,006,529	269,230,392	-	286,958,389
- of which: South Korea	5,740,660	-	2,006,529	233,848,969	-	241,596,158
- of which: China	72	-	-	26,681,222	-	26,681,294
<b>Total</b>	<b>27,776,457</b>	<b>-</b>	<b>28,921,601</b>	<b>378,719,572</b>	<b>-</b>	<b>435,418,818</b>

The information on international claims discloses exposures to foreign counterparties on which the ultimate risk lies, and is derived according to the location of the counterparties after taking into account any recognised risk transfer. In general, such transfer of risk takes place if the claims are guaranteed by a party in a geographical area which is different from that of the counterparty or if the claims are on overseas branch of a bank whose head office is located in another geographical area.

The above figures are disclosed according to the return of international banking statistics the Bank submitted to the HKMA pursuant to section 63 of the Banking Ordinance in respect of the reporting period.



UNAUDITED SUPPLEMENTARY FINANCIAL INFORMATION (continued)

31 December 2021

D. Capital adequacy ratio

	31 December 2021	31 December 2020
Common Equity Tier 1 Capital Ratio	24.82%	26.76%
Tier 1 Capital ratio	24.82%	26.76%
Total Capital Ratio	25.14%	27.05%

Capital adequacy ratios were compiled in accordance with the Banking (Capital) Rules under Hong Kong Banking Ordinance for the implementation of the "Basel III" Capital Accord. In accordance with the Banking (Capital) Rules, the Bank has adopted the "basic approach" for the calculation of the risk-weighted assets for credit risk and "basic indicator approach" for the calculation of operational risk.

E. Capital charge for credit, market and operational risks

The capital adequacy ratio as at 31 December 2021 is calculated in accordance with Banking (Capital) Rules under the Hong Kong Banking Ordinance for the implementation of "Basel III" Capital Accord, issued by the HKMA, which became effective on 1 January 2014. The Company uses the basic approach ("BSC approach") to calculate its credit risk. This disclosure is made by multiplying the Company's risk-weighted amount derived from the relevant calculation approach by 8%, not the Company's actual "regulatory capital". In addition, the Company uses the basic indicator approach ("BIA approach") to calculate its operational risk.

(i) Capital charge for credit risk

	Total risk weighted amount US\$'000	Capital requirement %	Capital requirements US\$'000
<u>In thousands of US\$</u>			
<u>As at 31 December 2021</u>			
On-balance sheet			
Public sector entity exposures	2,528	8	202
Bank exposures	19,287	8	1,543
Other exposures	452,720	8	36,218
Off-balance sheet			
Other commitments	4,403	8	352
	<u>478,938</u>		<u>38,315</u>

UNAUDITED SUPPLEMENTARY FINANCIAL INFORMATION (continued)

31 December 2021

E. Capital charge for credit, market and operational risks (continued)

	Total risk weighted amount US\$'000	Capital requirement %	Capital requirements US\$'000
<u>In thousands of US\$</u>			
<u>As at 31 December 2020</u>			
On-balance sheet			
Public sector entity exposures	2,819	8	226
Bank exposures	21,195	8	1,696
Other exposures	387,431	8	30,972
Off-balance sheet			
Other commitments	<u>9,031</u>	8	<u>722</u>
	<u>420,476</u>		<u>33,616</u>

(ii) Capital charge for market risk

The Company has an exemption from the calculation of market risk under section 22(1) of the Banking (Capital) Rules. However, the Company is required to provide details concerning market risk to the HKMA annually based on the position as at the end of the reporting period. The market risk capital charge set out below relates to net open positions of the Company's foreign exchange exposures of US\$798 million as at 31 December 2021 (2020: US\$784 million). There is no other market risk exposure as at that date.

	2021 US\$'000	2020 US\$'000
Foreign exchange exposures	<u>8,138</u>	<u>8,091</u>
Capital charge for market risk	<u>8,138</u>	<u>8,091</u>

(iii) Capital charge for operational risk

	2021 US\$'000	2020 US\$'000
Capital charge for operational risk	<u>22,040</u>	<u>20,769</u>

UNAUDITED SUPPLEMENTARY FINANCIAL INFORMATION (continued)

31 December 2021

F. Foreign currency exposure

The currency risk arising from the Company's operation for those individual currencies which each constitutes more than 10% of the total net position in all foreign currencies is as follows:

	US\$	
	2021	2020
	US\$ million	US\$ million
Spot assets	488	402
Spot liabilities	<u>(386)</u>	<u>(301)</u>
Net structural position	<u>102</u>	<u>101</u>

G. Overdue and rescheduled assets

- (i) Except for a loans and advances to one rescheduled customer of US\$ 8,287,072(2020: US\$8,698,407) which was overdue for more than 1 year as at 31 December 2021, there were no other overdue and rescheduled loans and advances to customers or to banks and other financial institutions as at 31 December 2021 and 31 December 2020.
- (ii) There were no other assets, such as debt securities, which had been overdue as at 31 December 2021 and 31 December 2020.
- (iii) There were no repossessed of assets as at 31 December 2021 and 31 December 2020.

H. Pillar 3 Regulatory Disclosures

The Pillar 3 regulatory disclosures for this year which are prepared in accordance with the Banking (Disclosures) Rules and disclosures templates and tables issued by HKMA can be found under section "News & Notice" on the website of the Company's parent bank at [https://go.wooribank.com/hk/hs/cc/HSCC300\\_01L.do](https://go.wooribank.com/hk/hs/cc/HSCC300_01L.do)