


**HDFC BANK LIMITED HONG KONG BRANCH**  
**INTERIM DISCLOSURE STATEMENT**

**SECTION A - BRANCH INFORMATION (HONG KONG ONLY)**

**I. Profit and Loss Account**

**For the six months ended 30th September 2023**

	<u>30.09.2023</u> (HK \$'000)	<u>30.09.2022</u> (HK \$'000)
<b><u>INCOME</u></b>		
Interest income	92,814	69,046
Interest expenses	68,273	48,961
Net interest income	<u>24,541</u>	<u>20,085</u>
<b><u>Other Operating Income</u></b>		
Gross fees and commission income(Expenses-Nil)	4,336	9,485
Gains less losses from trading in foreign currencies	936	(2,373)
Gains less losses from trading in securities	(604)	(10,838)
Others	113	82
<b>Total Operating Income</b>	<u><b>29,322</b></u>	<u><b>16,441</b></u>
<b><u>EXPENSES</u></b>		
<b><u>Operating Expenses</u></b>		
Staff expenses	9,591	7,515
Rent, taxes and lighting	733	754
Other expenses	2,739	1,876
Operating Profit before Impairment Losses	<u><b>16,259</b></u>	<u><b>6,296</b></u>
Impairment losses and provisions for impaired loans and receivables		
- Collective Provision	6,704	(437)
- Specific Provision	-	-
<b>Profit before Taxation</b>	<b>9,555</b>	<b>6,733</b>
<b>Taxation Expense</b>	<b>-</b>	<b>-</b>
<b>Profit after Taxation</b>	<u><b>9,555</b></u>	<u><b>6,733</b></u>



**HDFC BANK LIMITED HONG KONG BRANCH**  
**INTERIM DISCLOSURE STATEMENT**  
**SECTION A - BRANCH INFORMATION (HONG KONG ONLY)**

**II. Balance Sheet**

**As at 30th September 2023**

	<b>30.09.2023</b>	<b>31.03.2023</b>
	(HK\$'000)	(HK\$'000)
<b>ASSETS</b>		
1 Cash and balances with banks	190,797	420,918
Placement with banks maturing between one and		
2 twelve months	391,485	196,250
3 Amount due from overseas offices	9,189	9,485
4 Trade Bills	814,000	1,124,334
5 Loans and Receivables		
Advances to customers	1,999,909	1,417,247
Advances to banks		
Accrued interest and other accounts	28,201	17,756
Provision for impaired loans and receivables		
- Collective	(32,054)	(25,416)
- Specific		
6 Investment Securities	82,083	82,295
7 Property, plant and equipment	1,049	1,184
<b>Total Assets</b>	<b>3,484,659</b>	<b>3,244,053</b>
<b>LIABILITIES</b>		
8 Deposits and balances of banks	202,391	552,130
9 Deposits from customers		
Demand deposits and current accounts	356,597	659,432
Savings deposits	-	-
Time, call and notice deposits	1,160,543	1,000,843
10 Amount due to overseas offices	1,734,521	1,005,961
11 Negotiable Debt Instruments		
12 Other liabilities	30,607	25,687
13 Other Provisions	-	-
<b>Total Liabilities</b>	<b>3,484,659</b>	<b>3,244,053</b>



**HDFC BANK LIMITED HONG KONG BRANCH**  
**INTERIM DISCLOSURE STATEMENT**  
**SECTION A - BRANCH INFORMATION (HONG KONG ONLY)**

**III. Additional Information**

**1. Impaired Loans and Advances**

There were no impaired loans and advances to banks and other financial institutions as at 30th September 2023 and 31st March 2023 .


There were no impaired loans and advances to other customers as at 30th September 2023 and 31st March 2023 .

	<u>30.09.2023</u> (HK\$ '000)	<u>31.03.2023</u> (HK\$ '000)
<b><u>2. Derivatives</u></b>		
a) Notional Amount		
i) Exchange rate contracts	164,034	528,107
ii) Interest rate contracts	-	74,681
TOTAL	<u>164,034</u>	<u>602,788</u>
b) Fair Value of Derivative contracts (Gross)		
i) Exchange rate contracts	157	325
ii) Interest rate contracts	-	-
TOTAL	<u>157</u>	<u>325</u>

There are no bilateral netting arrangements and hence there is no effect on the fair value of the derivatives.

**3. Off Balance Sheet Exposure other than derivative transactions**

	<u>30.09.2023</u> HK\$ '000	<u>31.03.2023</u> HK\$ '000
Notional Amount		
i) Direct credit substitutes	151,694	242,257
ii) Trade related contingent items	886,741	763,995
iii) Other commitments	-	-
TOTAL	<u>1,038,435</u>	<u>1,006,252</u>



**HDFC BANK LIMITED HONG KONG BRANCH**  
**INTERIM DISCLOSURE STATEMENT**  
**SECTION A - BRANCH INFORMATION (HONG KONG ONLY)**

**III. Additional Information - continued**

**4. International Claims**

	Banks	Official Sector	As at 30th September 2023		Others	Total
			Non bank Financial Institutions	Private Non-Financial private sector		
			(HK\$ in Million)			
Developed countries	704	79		42		825
of which United Kingdom	407			40		447
of which USA	138	79				217
of which Switzerland	145					145
Offshore centres	467			1012		1,479
of which Bahrain				578		578
of which Singapore	322			12		334
Developing Latin America and Carribean						-
Developing Europe						-
Developing Africa & Middle East	29			45		74
of which UAE	29			24		53
Developing Asia and Pacific	220			918		1,138
of which India	109			879		988
	<b>1,420</b>	<b>79</b>	<b>-</b>	<b>2,017</b>	<b>-</b>	<b>3,516</b>

	Banks	Official Sector	As at 31st March 2023		Others	Total
			Non bank Financial Institutions	Private Non-Financial private sector		
			(HK\$ in Million)			
Developed countries	516	79		139		734
of which United Kingdom	17			87		104
of which USA	215	79		49		343
of which Switzerland	82					82
of which Japan	166					166
Offshore centres	1,024			1000		2,024
of which Bahrain				655		655
of which Singapore	424			175		599
Developing Latin America and Carribean	-			-		-
Developing Europe	-			0		-
Developing Africa & Middle East	26			30		56
of which UAE	26			17		43
Developing Asia and Pacific	204			252		456
of which India	9			252		261
	<b>1,770</b>	<b>79</b>	<b>-</b>	<b>1,421</b>	<b>-</b>	<b>3,270</b>

International claims are derived according to the location of counter parties on which the ultimate risk lies after taking into account any transfer of risk.



**HDFC BANK LIMITED HONG KONG BRANCH**  
**INTERIM DISCLOSURE STATEMENT**  
**SECTION A - BRANCH INFORMATION (HONG KONG ONLY)**

**III. Additional Information - continued**

**5. Advances to customers**

	<u>30.09.2023</u>	<u>31.03.2023</u>
	(HK\$ '000)	(HK\$ '000)
<b>i) By Sectors</b>		
<u>Loans for use in Hong Kong</u>		
a) Industrial, commercial & financial wholesale and retail trade	-	-
b) Manufacturing		
c) Individual & Professionals		
For other* business purposes		
For other* private purposes	414,174	170,287
d) Others		
Trade Financing		
<u>Loans for use outside Hong Kong</u>	1,585,735	1,246,960
<b>TOTAL</b>	<u><b>1,999,909</b></u>	<u><b>1,417,247</b></u>


\* Other than for purchase of residential properties or credit card advances

\*\*The total loans are covered by collateral or other security to the extent of \$ 1,999,909 (HK\$'000) as at 30th September 2023 and \$ 1,417,244 (HK\$'000) as at 31st March 2023 .

**ii) By Geographical Areas**

Hong Kong	414,174	131,352
India	873,056	503,335
Bahrain	576,724	566,087
Others	135,956	216,473
<b>TOTAL</b>	<u><b>1,999,909</b></u>	<u><b>1,417,247</b></u>

Geographical locations are based on the physical location of the borrower. Risk transfer is only made if the claim is guaranteed by a party in a country which is different from the counterparty.



**HDFC BANK LIMITED HONG KONG BRANCH**  
**INTERIM DISCLOSURE STATEMENT**  
**SECTION A - BRANCH INFORMATION (HONG KONG ONLY)**

**III. Additional Information - continued**

**6 Overdue and Rescheduled Assets**

There were no loans and advances to customers overdue for more than 3 months as at 30th September 2023 and 31st March 2023 .

There were no overdue of loans and advance to banks as at 30th September 2023 and 31st March 2023 .

There were no rescheduled loans and advance to customers and banks as at 30th September 2023 and 31st March 2023 .

There were no repossessed assets held as at 30th September 2023 and 31st March 2023 .

There were no other overdue assets as at 30th September 2023 and 31st March 2023 .



**HDFC BANK LIMITED HONG KONG BRANCH**  
**INTERIM DISCLOSURE STATEMENT**

**SECTION A - BRANCH INFORMATION (HONG KONG ONLY)**

**III. Additional Information - continued**

**7. Mainland Activities Exposures**

		30.9.2023 (HK\$ million)			31.3.2023 (HK\$ million)		
		On Balance Sheet Exposure	Off Balance Sheet Exposure	Total	On Balance Sheet Exposure	Off Balance Sheet Exposure	Total
1	Central government, central government-owned entities and their subsidiaries and joint ventures (JVs)	-	-	-	-	-	-
2	Local governments, local government-owned entities and their subsidiaries and JVs	-	-	-	-	-	-
3	PRC nationals residing in Mainland China or other entities incorporated in Mainland China and their subsidiaries and JVs	-	-	-	-	-	-
4	Other entities of central government not reported in item 1 above	-	-	-	-	-	-
5	Other entities of local governments not reported in item 2 above	-	-	-	-	-	-
6	PRC nationals residing outside Mainland China or entities incorporated outside Mainland China where the credit is granted for use in Mainland China	-	-	-	-	-	-
7	Other counterparties where the exposures are considered by the reporting institution to be non-bank Mainland China	-	-	-	-	-	-
<b>Total</b>		-	-	-	-	-	-

Total assets after provision

3,485

3,244

On-balance sheet exposures as percentage of total assets

0%

0%



**HDFC BANK LIMITED HONG KONG BRANCH**  
**INTERIM DISCLOSURE STATEMENT**  
**SECTION A - BRANCH INFORMATION (HONG KONG ONLY)**

**III. Additional Information - continued**


**8. Foreign Currency Exposure**

The position in a particular currency will be reported if the net position (in absolute terms) constitutes 10% or more of the total net position in all foreign currencies.

	<b>30.9.2023</b>						<b>Total</b>
	<b>US\$</b>	<b>GBP</b>	<b>JPY</b>	<b>EURO</b>	<b>AUD</b>	<b>CHF</b>	
	(HK\$ million)						
Spot assets	3,358	7	5	29	6	39	3,444
Spot liabilities	(3,358)	(3)	(1)	(82)	-	-	(3,444)
Forward purchases	86	6	5	51	15	-	163
Forward sales	(77)	(15)	(12)	(3)	(18)	(38)	(163)
Net options	-	-	-	-	-	-	-
Net long (short) position	9	(5)	(3)	(5)	3	1	-

	<b>31.3.2023</b>						<b>Total</b>
	<b>US\$</b>	<b>GBP</b>	<b>JPY</b>	<b>EURO</b>	<b>AUD</b>	<b>CHF</b>	
	(HK\$ million)						
Spot assets	3,088	51	11	38	10	27	3,225
Spot liabilities	(3,201)	(3)	(1)	(18)	-	-	(3,223)
Forward purchases	333	42	57	28	45	27	532
Forward sales	(196)	(101)	(70)	(56)	(54)	(53)	(530)
Net options	-	-	-	-	-	-	-
	24	(11)	(3)	(8)	1	1	4





**HDFC BANK LIMITED HONG KONG BRANCH**  
**INTERIM DISCLOSURE STATEMENT**  
**SECTION A - BRANCH INFORMATION (HONG KONG ONLY)**

**III. Additional Information - continued**

**9. Liquidity**

	<u>Six Months ended 30.9.2023</u>	<u>Six Months ended 30.9.2022</u>
<b>Average Liquidity Maintenance Ratio</b>	<b>126.75%</b>	<b>176.28%</b>

Average Liquidity Maintenance Ratio is calculated as the simple average of each month's average liquidity ratio for the first six months of the financial year computed in accordance with Banking Liquidity Rules.

	<u>Three Months ended 30.9.2023</u>	<u>Three Months ended 30.6.2023</u>	<u>Three Months ended 30.9.2022</u>	<u>Three Months ended 30.6.2022</u>
<b>Average Liquidity Maintenance Ratio</b>	<b>112.93%</b>	<b>140.57%</b>	<b>209.44%</b>	<b>143.11%</b>

Average Liquidity Maintenance Ratio is calculated as the simple average of each month's average liquidity ratio for the three months of the quarter computed in accordance with Banking Liquidity Rules.

**LIQUIDITY RISK MANAGEMENT FRAMEWORK**

The liquidity risk management process is centralized at the Head Office and guided by the Board approved ALM policies for the Hong Kong Branch as well as entire Bank. The risk management process operates in the following hierarchical manner:

**Board of Directors**

The Board has the overall responsibility for management of liquidity and interest rate risks. The Board decides the strategy, policies and procedures of the Bank to manage liquidity and interest rate risk in accordance with the risk tolerance/ limits.

**Risk Policy & Monitoring Committee ('RPMC') of the Board**

The Risk Policy and Monitoring Committee (RPMC) a Board level committee, which supports the Board by supervising the implementation of the risk strategy. It guides the development of policies, procedures and systems for managing risk.

**Asset Liability Committee ('ALCO')**

ALCO is a decision-making unit responsible for ensuring adherence to the risk tolerance/limits set by the Board as well as implementing the liquidity and interest rate risk management strategy of the Bank in line with the Bank's risk management objectives and risk tolerance. ALCO at Head Office oversees functioning of liquidity and interest rate risk management at the

**ALM Support Group**

ALM support group is responsible for analyzing, monitoring and reporting the relevant risk profiles to senior management and relevant committees.

**Funding Strategy**

The Hong Kong treasury department follows a funding strategy that ensures the risk limits are not breached and applicable regulations are complied with. The Hong Kong treasury department ensures diversified and stable funding sources on an ongoing basis across money market borrowing, retail/wholesale deposits, trade borrowings and loans. Hong Kong branch is also enabled under the Medium Term Notes Programme of the Bank to issue bonds as and when required. Further, it optimizes the funding through intra-group borrowings.

**Risk Measurement Systems and reporting:**

Liquidity Risk is measured using flow approach and stock approach. Flow approach involves comprehensive tracking of cash flow mismatches. Stock approach involves monitoring of critical ratios in respect of liquidity risk. The Bank monitors the Liquidity Maintenance Ratio (LMR) as per regulatory guidelines. Analysis of liquidity risk also involves examining how funding requirements are likely to be affected under crisis scenarios. The Bank has a Board approved liquidity stress framework guided by the regulatory instructions.



**HDFC BANK LIMITED HONG KONG BRANCH**  
**INTERIM DISCLOSURE STATEMENT**  
**SECTION A - BRANCH INFORMATION (HONG KONG ONLY)**

**III. Additional Information - continued**

**Liquidity Risk Mitigation**

The Liquidity risk management includes analysis of sources and uses of funds, an understanding of the funding markets in which the bank operates.

Liquidity Risk is measured using flow approach and stock approach. Flow approach involves comprehensive tracking of cash flow mismatches. For measuring and managing net funding requirements, the use of a maturity ladder and calculation of cumulative surplus or deficit of funds at selected maturity dates is adopted as a standard tool.

Stock approach involves measurement of certain critical ratios in respect of liquidity risk. Bank has also adopted the Basel III framework on liquidity standards at consolidated level. It has also put in place requisite systems and processes to compute and maintains LMR for the Hong Kong Branch. In addition to the regulatory limit, Branch also maintains Target LMR which is higher than the regulatory minimum requirement which acts as liquidity cushion above the regulatory requirements.

**Liquidity Risk Stress Testing**

The liquidity stress testing framework is guided by relevant guidelines issued by RBI and HKMA. The liquidity stress testing framework covers a range of scenarios viz. "institution specific stress," "general market stress" and "combined" stress scenario and is done on a quarterly basis. The stress testing exercise is conducted at Hong Kong Branch level as well as consolidated Bank level.


ALCO is responsible for the implementation of the stress testing framework. It shall periodically review the results of the stress testing assessed for the various risk exposures and guide the bank on adopting mitigating measures. Stress testing results are also tabled at the ICAAP Review Committee on a quarterly basis, to RPMC on half yearly basis and to Board on an annual basis.

**Contingency Funding Plan**

The Bank has put in place an ALCO/Board approved "Contingency Funding Plan" (CFP) as per the guidelines issued by Reserve Bank of India. The objective of the CFP is to provide a process for managing liquidity under adverse conditions. In case of any contingency at the Hong Kong branch, HO shall provide requisite funding when such contingency is conveyed by the branch. There are no legal and regulatory restrictions in India in term of HO lending funds to a branch overseas.

In case of any contingency at HO, the Bank has set up a comprehensive plan covering early warning indicators, formation of crisis management team, reporting and communication plan and mitigation measures. However, no support will be assumed from overseas branches in case of contingency for the HO.

In addition to the Bank level contingency plan and the stress testing framework applicable to the Hong Kong branch, the Hong Kong branch has also defined early warning indicators specific to the branch to identify potential liquidity stress, if any.



**HDFC BANK LIMITED HONG KONG BRANCH**  
**DISCLOSURE STATEMENT**  
**SECTION A - BRANCH INFORMATION (HONG KONG ONLY)**

**III. Additional Information - continued**

**10. Remuneration Policy**

**a) The design and implementation of the remuneration system.**

The Remuneration policy of the Bank is decided by the Board of Directors and is detailed in the Bank's Global Financial Statements available in the Bank's Website.

**b) Aggregate quantitative information on remuneration for senior management and key personnel (see Note) for the six months ended 30th September 2023 are as follows**

	HK\$	Number of Beneficiaries
Fixed Remuneration	1,924,420	2
Variable Remuneration	917,380	2
Deferred Remuneration	C 0	0
<b>Total</b>	<b>2,841,800</b>	<b>2</b>

No senior management or key personnel has been awarded with new sign-on or severance payment during the for the six months ended 30th September 2023.

Note: As advised in the CG 5- Guidelines on a sound remuneration system issued by HKMA, senior management personnel are those who are responsible for oversight of either the Bank's company-wise strategy or activities or those of the Bank's main business lines. Key personnel are individual employees whose duties or activities in the course of their employment involve the assumption of material risk or the taking on material exposure on behalf of the Bank.



**HDFC BANK LIMITED HONG KONG BRANCH**  
**DISCLOSURE STATEMENT**  
**SECTION B - BANK INFORMATION CONSOLIDATED BASIS**

**AVAILABLE FROM THE BANK'S WEBSITE**

**1. Capital and Capital Adequacy**

	<u>31.3.2023</u> (HK\$ '000)	<u>31.3.2022</u> (HK\$ '000)
<b>i) Shareholders' Funds</b>	276,510,628 *	255,502,241 **
<b>ii) Capital Adequacy Ratio***</b>		
***Capital Adequacy Ratio is calculated in accordance with the requirements of Reserve Bank of India.	<u>19.02%</u>	<u>18.66%</u>

**2. Other financial information**


Total Assets	2,417,418,142 *	2,193,113,946 **
Total Liabilities	2,140,907,514 *	1,937,611,705 **
Total Advances	1,587,723,229 *	1,467,915,579 **
Total Customer Deposits	1,772,604,996 *	1,593,647,014 **
	Year ended 31.3.2023	Year ended 31.3.2022
Pre-tax Profit	58,606,926 *	52,453,760 **

\*Indian Rupee converted to HK\$ @10.4675 (31st March 2023)

\*\*Indian Rupee converted to HK\$ @ 9.6800 (31st March 2022)

**Declaration of Chief Executive**

We have prepared the financial disclosure statement of HDFC Bank , Hong Kong Branch for the six months ended 30th September 2023. The information disclosed complies fully with the Banking (Disclosure) Rules made by the Hong Kong Monetary Authority under Section 60A of the Banking Ordinance (Cap.155). To the best of my knowledge, the Disclosure Statement is not false or misleading.



**DNYANESH KHAIRNAR**  
**Chief Executive**  
**Hong Kong**

