

यूनियन बैंक ऑफ इंडिया  **Union Bank**
of India



UNION BANK OF INDIA

HONG KONG BRANCH

Disclosure Statement
as on 30th Sept 2020

UNION BANK OF INDIA, HONG KONG
DISCLOSURE STATEMENT
SECTION A – BRANCH INFORMATION (HONG KONG ONLY)

I. Profit and Loss Account

For the six months ended 30th September 2020

	<u>30.9.2020</u>	<u>30.9.2019</u>
	(HK\$'000)	(HK\$'000)
<u>INCOME</u>		
Interest income	188,096	317,519
Interest expenses	(159,300)	(298,621)
Net interest income	<u>28,796</u>	<u>18,898</u>
 <u>Other Operating Income</u>		
Gains less losses from trading in foreign currencies	501	1,712
Gains less losses on securities held for trading	14,884	5,794
Gains less losses from non-trading Investments	-	-
Gains fees and commission income	1699	2,764
Others	497	12,871
Total Income	<u>46,377</u>	<u>42,039</u>
 <u>EXPENDITURE</u>		
<u>Operating Expenses</u>		
Staff and rental expenses	7,390	7,717
Other expenses	4,533	6,588
Net (reversal) charge for other provisions	<u>-</u>	<u>-</u>
 Operating Profit before Impairment Losses	 34,454	 27,734
 Impairment losses and provisions for impaired loans and receivables		
Collective Provision	(33,283)	18,643
Specific Provisions	306,621	355,431
 Profit (Loss) before Taxation	 <u>(238,884)</u>	 <u>(346,340)</u>
 Taxation Expense	 <u>-</u>	 <u>-</u>
 Profit (Loss) after Taxation	 <u>(238,884)</u>	 <u>(346,340)</u>



UNION BANK OF INDIA, HONG KONG
DISCLOSURE STATEMENT
SECTION A – BRANCH INFORMATION (HONG KONG ONLY)

II. Balance Sheet

As at 30th September 2020

	<u>30.9.2020</u>	<u>31.3.2020</u>
	(HK\$'000)	(HK\$'000)
<u>ASSETS</u>		
1. Cash and balances with banks (except those included in amount due from overseas offices)	997,481	1,132,030
2. Placement with banks which have a residual contractual maturity of more than one month but not more than 12 months (except those included in amount due from overseas offices)	914,512	426,437
3. Amount due from overseas offices	1,262,075	1,510,723
4. Trade Bills	480,189	481,908
5. Loans and Receivables		
Advances to customers	11,031,423	13,757,731
Advances to banks	-	-
Other Accounts (Accrued interest and others)	29,638	52,758
Provision for impaired loans and receivables - collective	(111,001)	(144,346)
Provision for impaired loans and receivables - specific	(856,122)	(549,745)
6. Investment Securities	865,358	1,171,868
7. Property, plant and equipment and investment properties	4,176	4,145
Total Assests	14,617,729	17,843,509

LIABILITIES

Deposits and balances of banks (except those included in amount due to overseas offices)	4,621,626	6,435,036
1. Deposits from customers		
i. Demand deposits and current accounts	53,337	65,646
ii. Savings deposits	16,087	16,025
iii. Time, call and notice deposits	855,701	888,941
2. Amount due to overseas offices	8,977,875	10,331,541
3. Certificates of Deposit issued		
4. Issued Debt Securities	-	-
5. Other liabilities (Accrued interest and others)	93,103	106,320
6. Other Provisions	-	-
Total Liabilities	14,617,729	17,843,509



UNION BANK OF INDIA, HONG KONG
DISCLOSURE STATEMENT
SECTION A – BRANCH INFORMATION (HONG KONG ONLY)

III. Additional Information

1. Impaired Loans and Advances

There were no impaired loans and advances to banks as 30th September 2020 and 31st March 2020.

There were impaired loans and advances to other customers to the extent of \$842,822 (HK\$'000) as at 30th September 2020 and \$ 823,475 (HK\$'000) as at 31st March 2020.

2. Derivatives

	<u>30.9.2020</u>	<u>31.3.2020</u>
	(HK\$'000)	(HK\$'000)
a) Notional Amount		
i) Exchange rate contracts	630,792	528,283
ii) Interest rate contracts	-	-
TOTAL	<u>630,792</u>	<u>528,283</u>
b) Fair Value of Derivative contracts (Gross)		
i) Exchange rate contracts	420	2,224
ii) Interest rate contracts	-	-
TOTAL	<u>420</u>	<u>2,224</u>

3. Off Balance Sheet Exposure other than Derivative Transactions

	<u>30.9.2020</u>	<u>31.3.2020</u>
	(HK\$'000)	(HK\$'000)
Notional Amount		
i) Direct credit substitutes	-	1,183
ii) Trade related contingent items	876,983	780,895
iii) Other commitment	-	-
TOTAL	<u>876,983</u>	<u>782,078</u>



UNION BANK OF INDIA, HONG KONG
DISCLOSURE STATEMENT
SECTION A – BRANCH INFORMATION (HONG KONG ONLY)

III. Additional Information – continued

4. INTERNATIONAL CLAIMS

	30 th September 2020					Total
	Banks	Official	Non-Bank Private Sector		Others	
			Non-Bank	Non-Financial		
	HK \$ Million					
1. Developed Countries	2,027 ✓	-	-	2,864 ✓	-	4,891
Of which United States	155	-	-	824	-	979
Of which United Kingdom	1,283	-	-	1,189	-	2,472
2. Offshore Centres	690 ✓	-	-	2,489 ✓	-	3,179
Of which Singapore	504	-	-	467	-	971
Of which Mauritius	-	-	-	-	-	-
3. Developing Europe	-	-	-	-	-	-
4. Developing Latin America & Carribean	-	-	-	-	-	-
5. Developing Africa & Middle East	698 ✓	-	-	130 ✓	-	828
Of which UAE	698	-	-	90	-	788
6. Developing Asia-Pacific	10,764 ✓	-	-	4,052 ✓	-	14,816
Of which India	10,764	-	-	3,811	-	14,575
7. International Organisations	-	-	-	-	-	-
8. Unallocated by Country	-	-	-	-	-	-
	14,179	-	-	9,535	-	23,714



UNION BANK OF INDIA, HONG KONG
DISCLOSURE STATEMENT
SECTION A – BRANCH INFORMATION (HONG KONG ONLY)

III. Additional Information – continued

	31 st March 2020					Total
	Banks	Official	Non-Bank Private Sector		Others	
			Non-Bank	Non-Financial		
HK \$ Million						
1. Developed Countries	3,389	-	-	2,807	-	6,196
Of which United States	310	-	-	834	-	1,144
Of which United Kingdom	2,054	-	-	1,201	-	3,255
2. Offshore Centres	811	-	-	2,165	-	2,976
Of which Singapore	811	-	-	129	-	940
3. Developing Europe	-	-	-	-	-	-
4. Developing Latin America & Carribean	-	-	-	-	-	-
5. Developing Africa& Middle East	972	-	-	38	-	1,010
Of which UAE	972	-	-	-	-	972
Of which Quatar	-	-	-	-	-	-
6. Developing Asia-Pacific	11,948	-	-	7,585	-	19,533
Of which India	11,948	-	-	7,342	-	19,290
7. International Organisations	-	-	-	-	-	-
8. Unallocated by Country	-	-	-	-	-	-
	17,120	-	-	12,595	-	29,715

International claims are derived according to the location of counter parties on which the ultimate after taking into account any transfer of risk.



UNION BANK OF INDIA, HONG KONG
DISCLOSURE STATEMENT
SECTION A – BRANCH INFORMATION (HONG KONG ONLY)

III. Additional Information – continued

5. Advances to Customers

	<u>30.9.2020</u> (HK\$'000)	<u>31.3.2020</u> (HK\$'000)
a) <u>By Sectors</u>		
<u>Loans for use in Hong Kong</u>		
i) Industrial, commercial & financial wholesale and retail trade	495,635	596,403
ii) Individuals		
For other* business purposes	-	-
For other* private purposes	713	5,175
b) Trade Financing	324,745	393,382
<u>Loans for use outside Hong Kong</u>	10,210,330	12,762,771
TOTAL**	11,031,423	13,757,731

*Other than for purchase of residential properties or credit card advances

**The total loans are covered by collateral or other security to the extent of \$8,377,402 (HK\$'000) at 30th September 2020 and \$8,601,693 (HK\$'000) as at 31st March 2020.

b)By Geographical Areas

Hong Kong	858,353	*	1,037,488	*
India	4,760,293	**	7,281,961	**
Others	5,412,777	***	5,438,282	***
TOTAL	11,031,423		13,757,731	

*Out of the loans to Hong Kong \$705,223 (HK\$'000) as at 30th September 2020 and \$463,054 (HK\$'000) as at 31st March 2020 are impaired.

**Out of the loans to India \$3 (HK\$'000) as at 30th September 2020 and \$3 (HK\$'000) as at 31st March 2020 are impaired.

***Out of the loans to others \$509,088 (HK\$'000) as at 30th September 2020 and \$360,420 (HK\$'000) as at 31st March 2020 are impaired.

Geographical locations are based on the physical location of the borrower. Risk transfer is only made if the claim is guaranteed by a party in a country which is different from the counterparty.



UNION BANK OF INDIA, HONG KONG
DISCLOSURE STATEMENT
SECTION A – BRANCH INFORMATION (HONG KONG ONLY)

III. Additional Information – continued

6. Overdue and Rescheduled Assets

Overdue loans and Advance to customers

	30.9.2020				31.3.2020			
	(HK\$'000)				(HK\$'000)			
	Amount	% of total loans & advances to customer	Collateral held	Specific provision made	Amount	% of total loans & advances to customer	Collateral held	Specific provision made
More than 3 months but not more than 6 months	0	0%			252,923	1.84%		
More than 6 months but not more than 1 year	196,170	1.78%	314,739	856,122	417,541	3.03%	731,404	352,460
More than one year	646,652	5.87%			153,013	1.11%		

There were no overdue of loans and advance to banks as 30th September 2020 and 31st March 2020.

There were no rescheduled loans and advance to customers as at 30th September 2020 and 31st March 2020.

There were no rescheduled loans and advance to banks as at 30th September 2020 and 31st March 2020.

There were no repossessed assets held as at 30th September 2020 and 31st March 2020.

There were other assets overdue for more than 3 months to the extent of \$371,492 (HK\$'000) as at 30th September 2020 and \$346,071 (HK\$'000) as at 31st March 2020.



UNION BANK OF INDIA, HONG KONG
DISCLOSURE STATEMENT
SECTION A – BRANCH INFORMATION (HONG KONG ONLY)

III. Additional Information – continued

7. Non-bank Mainland Activities

<u>Type of counterparties</u>	<u>30.9.2020</u>			<u>31.3.2020</u>		
	<u>(HK\$'000)</u>			<u>(HK\$'000)</u>		
	<u>On-</u>	<u>Off-</u>		<u>On-</u>	<u>Off-</u>	
	<u>Balance</u>	<u>Balance</u>		<u>Balance</u>	<u>Balance</u>	
	<u>Sheet</u>	<u>Sheet</u>		<u>Sheet</u>	<u>Sheet</u>	
	<u>exposure</u>	<u>exposure</u>	<u>Total</u>	<u>exposure</u>	<u>exposure</u>	<u>Total</u>
1 Central government, central government-owned entities and their subsidiaries and joint ventures (JVs)	-	-	-	-	-	-
2 Local government, local government-owned entities and their subsidiaries and JVs	-	-	-	-	-	-
3 PRC nationals residing in Mainland China or other entities incorporated in Mainland China and their subsidiaries and JVs	-	-	-	-	-	-
4 Other entities of central government not reported in item 1 above	-	-	-	-	-	-
5 Other entities of central government not reported in item 2 above	-	-	-	-	-	-
6 PRC nationals residing outside Mainland China or other entities incorporated outside Mainland China and their subsidiaries and JVs	-	-	-	-	-	-
7 Other counterparties where the exposures are considered by the reporting institution to be non-bank Mainland China exposures	-	-	-	-	-	-
<u>Total</u>	-	-	-	-	-	-
Total assets after provision	14,617,729			17,843,509		
On-balance sheet exposures as percentage of total assets	0.00			0.00		



UNION BANK OF INDIA, HONG KONG
DISCLOSURE STATEMENT
SECTION A – BRANCH INFORMATION (HONG KONG ONLY)

III. Additional Information – continued

8. Foreign Currency Exposure

The position in a particular currency will be reported if the net position (in absolute terms) constitutes 10% or more of the total net position in all foreign currencies.

	<u>30.9.2020</u>		
	(HK\$' Million)		
	<u>US\$</u>	<u>Euro</u>	<u>Total</u>
Spot assets	14,508	468	14,976
Spot liabilities	14,779	233	15,012
Forward purchases	306	-	306
Forward sales	10	246	256
Net options	-	-	-
Net long (short) position	<u>25</u>	<u>(11)</u>	<u>14</u>

	<u>31.3.2020</u>		
	(HK\$' Million)		
	<u>US\$</u>	<u>Euro</u>	<u>Total</u>
Spot assets	17,077	401	17,478
Spot liabilities	(17,279)	(214)	(17,493)
Forward purchases	250	-	250
Forward sales	(15)	(193)	(208)
Net options	-	-	-
Net long (short) position	<u>33</u>	<u>(6)</u>	<u>27</u>

There is no net structural position constituting 10% or more of the total net structural position in all foreign currencies as at 30th September 2020 and 31st March 2020.



UNION BANK OF INDIA, HONG KONG
DISCLOSURE STATEMENT
SECTION A – BRANCH INFORMATION (HONG KONG ONLY)

III. Additional Information – continued

9. Liquidity

	Six Months Ended 30.9.2020	Six Months Ended 30.9.2019
Average Liquidity Maintenance Ratio	263.93%	100.05%

Average Liquidity Maintenance Ratio is calculated as the simple average of each month’s average liquidity ratio for the six months of the financial year computed in accordance with Banking Liquidity Rules.

	Three Months Ended 30.9.2020	Three Months Ended 30.6.2020
Average Liquidity Maintenance Ratio	212.74%	315.13%

Average Liquidity Maintenance Ratio is calculated as the simple average of each month’s average liquidity ratio for the three months of the financial year computed in accordance with Banking Liquidity Rules.

LIQUIDITY RISK MANAGEMENT

Bank has established in all material respects, the Internal Control system and Procedures in accordance with the requirements set-out in the “Supervisory Policy Manual (LM2-Sound Systems and Controls for Liquidity Risk Management) issued by HKMA. The Risk Management Committee, comprising of the Senior Executives of the Hong Kong Branch is responsible for implementing the Liquidity Risk Management Strategy. Guidelines are issued by this Committee periodically for funding and contingency Planning. The bank uses the Cash Flow projections/Liquidity Planning schedules, prepared on a daily basis for Liquidity Management. The risk is tracked through maturity and cash flow mis-matches. Surplus or deficit at selected maturity dates, known as “Time buckets” is adopted as the standard tool for measuring Liquidity Risk. Limits on tolerance level of mis-matches have been set by the Bank and monitored regularly. Wholesale deposits and borrowings are also monitored on a daily basis.

The bank calculates periodically various ratios with reference to the borrowings, wholesale deposits, commitments and derivative positions and these ratios are also used for monitoring the liquidity management. In addition, the Bank has committed lines or credit available to it, which can be utilised at any time, without any notice. Overall, the Bank has established sound Liquidity Policies and Procedures for Liquidity Management and they are being adhered to strictly.



UNION BANK OF INDIA, HONG KONG
DISCLOSURE STATEMENT
SECTION A – BRANCH INFORMATION (HONG KONG ONLY)

III. Additional Information – continued

10. REMUNERATION POLICY OF THE BRANCH

1. Design Characteristics of Remuneration System

Senior Management and the key personnel of the Branch are all Bank's Officers from India deputed to the Branch (known as India Based Officers) for a specified term. The remuneration to them is a fixed amount in cash. The amount of Remuneration to them is decided by an independent committee named 'Standing Committee on Uniform Guidelines on Salary & Service Conditions of Officers of Public Sector Banks posted abroad' constituted by the Ministry of Finance, Department of Financial Services banks, Government of India. The members of this Working Group are representatives of six Indian Public Sector banks. The Working Group of this Committee reviews the remuneration amount at periodical intervals and sends its recommendations to all recommended remuneration structure.



UNION BANK OF INDIA, HONG KONG
DISCLOSURE STATEMENT
SECTION A – BRANCH INFORMATION (HONG KONG ONLY)

III. Additional Information – continued

2. Aggregate Quantitative Information on remuneration for the Senior Management and Key Personnel

a) Details of Fixed and Variable Remuneration

Fixed		Variable		Total amount paid during the six months ended 30th September 2020 (HK\$'000)
No. Of Persons	Amount (HK\$'000)	No. Of Persons	Amount (HK\$'000)	
2	350	-	-	350

b) There was no vested or unvested deferred remuneration during the six months ended 30th September 2020.

c) There was no deferred remuneration paid out and reduced through performance adjustment during the six months ended 30th September 2020.

3. Details of New sign-on and severance payments during the six months ended 30th September 2020.

New sign-on and severance awarded and number of beneficiaries of such payments	NIL
Amounts of severance actually made, number of beneficiaries and highest such award to A single person	NIL



UNION BANK OF INDIA, HONG KONG
DISCLOSURE STATEMENT
SECTION B – BANK INFORMATION CONSOLIDATED BASIS

AVAILABLE FROM THE BANK'S WEBSITE

1. Capital and Capital Adequacy

	<u>31.3.2020</u> (HK\$'000)	<u>31.3.2019</u> (HK\$'000)
a) Capital		
Shareholders' Funds	34,616,803*	30,460,443*
b) Capital Adequacy Ratio***		
Baesl III	12.81%	11.78%

***Capital adequacy Ratio is calculated in accordance with the requirements of Reserve Bank of India.

2. Other Financial Information

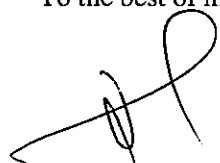
	<u>31.3.2020</u> (HK\$'000)	<u>31.3.2019</u> (HK\$'000)
Total Assets	564,224,385*	565,925,698*
Total Liabilities	550,143,443*	535,465,255*
Total Advances	322,796,106*	339,137,457*
Total Customer Deposits	461,750,000*	473,898,763*
	Year <u>ended 31.3.2020</u> (HK\$'000)	Year <u>ended 31.3.2019</u> (HK\$'000)
Pre-tax Profit	(4,253,299)*	(4,464,427)*

*Indian Rupee converted to HK\$ @9.76 (31st March 2020)

**Indian Rupee converted to HK\$ @8.81 (31st March 2019)

Declaration of Chief Executive Officer

We have prepared the financial disclosure statement of Union Bank of India, Hong Kong Branch for the six months ended 30th September 2020. The information disclosed complies fully with the Banking (Disclosure) Rules made by the Hong Kong Monetary Authority under Section 60A of the Banking Ordinance (Cap.155). To the best of my knowledge, the Disclosure Statement is not false or misleading.



Chief Executive

Union Bank of India, Hong Kong



UNION BANK OF INDIA, HONG KONG

財務資料披露聲明書

甲部 分行資料（只適用於香港）

I. 損益帳

截至2020年9月30日止6個月

	<u>2020年9月30日</u> (千元港元)	<u>2019年9月30日</u> (千元港元)
收入		
利息收入	188,096	317,519
利息支出	(159,300)	(298,621)
淨利息收入	<u>28,796</u>	<u>18,898</u>
其他營運收入		
外匯買賣收益減虧損	501	1,712
買賣證券收益減虧損	14,884	5,794
非買賣活動投資收益減虧損	-	-
總費用及佣金收入（支出，無）	1699	2,764
其他收入	497	12,871
	<u>46,377</u>	<u>42,039</u>
收入總額		
	<u>46,377</u>	<u>42,039</u>
支出		
營運支出		
職員及租金開支	7,390	7,717
其他開支	4,533	6,588
其他準備金支出淨額	-	-
	<u>34,454</u>	<u>27,734</u>
減值損失前營運利潤	34,454	27,734
減值損失及減值貸款		
及應收款項而提撥的準備金		
— 集體準備金	(33,283)	18,643
— 特定準備金	306,621	355,431
	<u>(238,884)</u>	<u>(346,340)</u>
稅前利潤（虧損）	(238,884)	(346,340)
稅前開支	-	-
	<u>(238,884)</u>	<u>(346,340)</u>
稅後利潤（虧損）	<u>(238,884)</u>	<u>(346,340)</u>



UNION BANK OF INDIA, HONG KONG


財務資料披露聲明書

甲部 分行資料（只適用於香港）

II. 資產負債表

於 2020 年 9 月 30 日

	2020 年 9 月 30 日 (千元港元)	2020 年 3 月 31 日 (千元港元)
資產		
1. 現金及銀行結餘 (不包括存放於海外辦事處的金額)	997,481	1,132,030
2. 在銀行於 1 至 12 個月內到期的存款 (不包括存放於海外辦事處的金額)	914,512	426,437
3. 存放於海外辦事處的金額	1,262,075	1,510,723
4. 貿易匯票	480,189	481,908
5. 貸款及應收款項		
客戶貸款	11,031,423	13,757,731
給予銀行貸款	-	
其他帳目（應收利息及其他帳目）	29,638	52,758
給予減值貸款及應收 款項而提撥的準備金 — 集體準備金	(111,001)	(144,346)
給予減值貸款及應收 款項而提撥的準備金 — 特定準備金	(856,122)	(549,745)
6. 投資證券	865,358	1,171,868
7. 物業、工業裝置及設備以及投資物業	4,176	4,145
資產總額	14,617,729	17,843,509
負債		
1. 銀行同業的存款和結餘 (不包括結欠海外辦事處的金額)	4,621,626	6,435,036
2. 客戶存款		
i. 活動存款及往來帳戶	53,337	65,646
ii. 儲蓄存款	16,087	16,025
iii. 定期存款及通知存款	855,701	888,941
3. 結欠海外辦事處的金額	8,977,875	10,331,541
4. 已發行存款證	-	-
5. 已發行債務證券	-	-
6. 其他負債（應計利息及其他帳目）	93,103	106,320
7. 其他準備金	-	-
負債總額	14,617,729	17,843,509



UNION BANK OF INDIA, HONG KONG

財務資料披露聲明書

甲部 分行資料 (只適用於香港)

III. 附加資料

1. 減值貸款

於 2020 年 9 月 30 日及 2020 年 3 月 31 日，本分行並沒有對銀行給予減值貸款。

於 2020 年 9 月 30 日及 2020 年 3 月 31 日，本分行對其他客戶給於的減值貸款分別為 \$842,822 (千元港元) 及 \$823,475 (千元港元)。

2. 衍生工具

	<u>2020 年 9 月 30 日</u> (千元港元)	<u>2020 年 3 月 31 日</u> (千元港元)
a) 名義數額		
i) 匯率合約	630,792	528,283
ii) 利率合約	-	-
合計	<u>630,792</u>	<u>528,283</u>
b) 衍生工具合約公平值總額		
i) 匯率合約	420	2,224
ii) 利率合約	-	-
合計	<u>420</u>	<u>2,224</u>

3. 名義數額

	<u>2020 年 9 月 30 日</u> (千元港元)	<u>2020 年 3 月 31 日</u> (千元港元)
名義數額		
i) 直接信貸體替代項目	-	1,183
ii) 與交易有關的或然項目	876,983	780,895
iii) 其他承擔	-	-
合計	<u>876,983</u>	<u>782,078</u>



UNION BANK OF INDIA, HONG KONG

財務資料披露聲明書

甲部 分行資料 (只適用於香港)

III. 附加資料 - 續

4. 國際索賠

	2020年9月30日					合計
	銀行	官方部門	非銀行私營部門		其他	
			非銀行金融	非金融私營部門		
			(百萬元港元)			
1. 發達國家	2,027	-	-	2,864	-	4,891
其中美國	155	-	-	824	-	979
其中英國	1,283	-	-	1,189	-	2,472
2. 離岸中心	690	-	-	2,489	-	3,179
其中新加坡	504	-	-	467	-	971
其中毛里求斯	-	-	-	-	-	-
3. 歐洲開發	-	-	-	-	-	-
4. 開發拉丁美洲及加勒比	-	-	-	-	-	-
5. 發展中的非洲及中東地區	698	-	-	130	-	828
其中阿聯酋佔	698	-	-	90	-	788
6. 亞太發展	10,764	-	-	4,052	-	14,816
其中印度佔	10,764	-	-	3,811	-	14,575
7. 國際組織	-	-	-	-	-	-
8. 按國家尚未分配	-	-	-	-	-	-
	14,179	-	-	9,535	-	23,714



UNION BANK OF INDIA, HONG KONG

財務資料披露聲明書

甲部 分行資料 (只適用於香港)

III. 附加資料 - 續

	2020年3月31日					合計
	銀行	官方部門	非銀行私營部門		其他	
			非銀行金融	非金融私營部門		
			(百萬元港元)			
9. 發達國家	3,389	-	-	2,807	-	6,196
其中美國	310	-	-	834	-	1,144
其中英國	2,054	-	-	1,201	-	3,255
10. 離岸中心	811	-	-	2,165	-	2,976
其中新加坡	811	-	-	129	-	940
11. 歐洲開發	-	-	-	-	-	-
12. 開發拉丁美洲和加勒比	-	-	-	-	-	-
13. 發展中的非洲及中東地區	972	-	-	38	-	1,010
其中阿聯酋佔	972	-	-	-	-	972
14. 亞太發展	11,948	-	-	7,585	-	19,533
其中印度佔	11,948	-	-	7,342	-	19,290
15. 國際組織	-	-	-	-	-	-
16. 按國家尚未分配	-	-	-	-	-	-
	17,120	-	-	12,595	-	29,715

國際債權是根據對手方在其最終的風險是要考慮到風險的任何轉讓後的位置得出。



UNION BANK OF INDIA, HONG KONG

財務資料披露聲明書

甲部 分行資料（只適用於香港）

III. 附加資料 - 續

5. 客戶貸款

	<u>2020年9月30日</u> (千元港元)	<u>2020年3月31日</u> (千元港元)
a) 按行業類別分析		
<u>在香港使用的貸款</u>		
i) 工商金融		
批發及零售行業	495,635	596,403
ii) 個人		
其他*業務行業	-	-
其他*私人用途	713	5,175
b) 貿易融資	324,745	393,382
<u>在香港以外使用的貸款</u>	<u>10,210,330</u>	<u>12,762,771</u>
合計**	<u>11,031,423</u>	<u>13,757,731</u>

* 不包括購買住宅物業或信用卡貸款。

**貸款總額中具備抵押品或其他抵押的價值總額於 2020 年 9 月 30 日為\$8,377,402（千元港元）及於 2020 年 3 月 31 日為\$8,601,693（千元港元）。

c) 按區域分析

香港	858,353	*	1,037,488	*
印度	4,760,293	**	7,281,961	**
其他	5,412,777	***	5,438,282	***
合計	<u>11,031,423</u>		<u>13,757,731</u>	

* 給予香港客戶貸款中減值貸款數額，於 2020 年 9 月 30 日為\$705,223（千元港元）於 2020 年 3 月 31 日為\$463,054（千元港元）。

** 給予印度客戶貸款中減值貸款數額，於 2020 年 9 月 30 日為\$3（千元港元）於 2020 年 3 月 31 日為\$3（千元港元）。

*** 給予他人客戶貸款中減值貸款數額，於 2020 年 9 月 30 日為\$509,088（千元港元）於 2020 年 3 月 31 日為\$360,420（千元港元）。

區域分析根據借款人貸款的所在地。如果有關債權由位於不同於交易對手的國家的另方擔保，風險轉移才會發生。



UNION BANK OF INDIA, HONG KONG

財務資料披露聲明書

甲部 分行資料（只適用於香港）

III. 附加資料 - 續

6. 逾期及經重組資產

逾期及經重組資產的客戶貸款

	2020年9月30日 (千元港元)				2020年3月31日 (千元港元)			
	數額	佔總客戶貸款百分比	具備抵押品	特定準備金	數額	佔總客戶貸款百分比	具備抵押品	特定準備金
3個月以上至6個月以下	0	0%	314,739	856,122	252,923	1.84%	731,404	352,460
6個月以上至1年以下	196,170	1.78%			417,541	3.03%		
1年以上	646,652	5.87%			153,013	1.11%		

於2020年9月30日及2020年3月31日，本分行並沒有逾期銀行貸款。

於2020年9月30日及2020年3月31日，本分行並沒有客戶重組貸款。

於2020年9月30日及2020年3月31日，本分行並沒有重組銀行貸款。

於2020年9月30日及2020年3月31日，本分行並沒有收回資產。

於2020年9月30日及2020年3月31日，本分行有多於三個月的逾期其他資產，數額分別為港幣\$371,492（千元港元）及\$346,071（千元港元）。

7/12



UNION BANK OF INDIA, HONG KONG

財務資料披露聲明書

甲部 分行資料（只適用於香港）

III. 附加資料 - 續

7. 中國大陸非銀行業風險活動

交易對手類別	2020年9月30日 (千元港元)			2020年3月31日 (千元港元)		
	資產負債表 內的風險	資產負 債表外 的風險	合計	資產負債 表內的風 險	資產 負債 表外 的風 險	合計
1 中央政府、中央政府擁有的實體及其子公司和合資企業	-	-	-	-	-	-
2 地方政府、地方政府擁有的實體及其子公司和合資企業	-	-	-	-	-	-
3 在中國大陸居住的中華人民共和國國民或在中國大陸註冊成立的其他實體及其子公司和合資企業	-	-	-	-	-	-
4 在上述第一項未有例出的其他中央政府實體機構	-	-	-	-	-	-
5 在上述第二項未有例出的其他中央政府實體機構	-	-	-	-	-	-
6 在中國以外地區居住的中華人民共和國公民或在中國大陸以外地區成立的實體機構，而其貸款允許在中國大陸使用	-	-	-	-	-	-
7 其他交易對手而獲本分行認為是中國大陸非銀行業風險	-	-	-	-	-	-
合計	-	-	-	-	-	-
撥備後總資產	14,617,729			17,843,509		
資產負債表內風險承擔為總資產的比例	0.00			0.00		



UNION BANK OF INDIA, HONG KONG

財務資料披露聲明書

甲部 分行資料 (只適用於香港)

III. 附加資料 - 續

8. 外幣匯率風險

當一種外幣的淨盤持有絕對額佔本行持有外幣淨盤總額的 10%或以上，便予以披露。

	2020年9月30日		
	(百萬元港元)		
	美元	歐元	合計
現貨資產	14,508	468	14,976
現貨負債	14,779	233	15,012
遠期買入	306	-	306
遠期沽出	10	246	256
期權盤淨額	-	-	-
長(短)盤淨盤	<u>25</u>	<u>(11)</u>	<u>14</u>

	2020年3月31日		
	(百萬元港元)		
	美元	歐元	合計
現貨資產	17,077	401	17,478
現貨負債	(17,279)	(214)	(17,493)
遠期買入	250	-	250
遠期沽出	(15)	(193)	(208)
期權盤淨額	-	-	-
長(短)盤淨盤	<u>33</u>	<u>(6)</u>	<u>27</u>

於 2020 年 9 月 30 日及 2020 年 3 月 31 日，並沒有單一外幣的結構性倉盤所持有外幣結構性倉盤淨額總額的 10%或以上。



UNION BANK OF INDIA, HONG KONG

財務資料披露聲明書

甲部 分行資料（只適用於香港）

III. 附加資料 - 續

9. 流動資產

	截至 2020 年 9 月 30 日	截至 2019 年 9 月 30 日
	6 個月期間	6 個月期間
平均流動性維持比率	263.93%	100.05%

依據銀行業流動性規則，平均流動性維持比率是該財政年度 6 個月之每月平均流動性維持比率之平均數而計算。

	截至 2020 年 9 月 30 日	截至 2020 年 6 月 30 日
	3 個月期間	3 個月期間
平均流動性維持比率	212.74%	315.13%

依據銀行業流動性規則，平均流動性維持比率是該財政年度 3 個月之每月平均流動性維持比率之平均數而計算。

流動資金風險管理

銀行已遵從香港金融管理局發出的監管政策手冊（LM2 – 穩健的流動資金風險管理系統及管控措施），在主要的範疇內制定內部管控制度及程序。風險管理委員會包括在香港分行的高級管理層，負責執行流動資金風險管理策略。委員會定期發出有關融資及應急計畫的指引。銀行運用每日製作的現金流量預測／流動資金計畫表管理流動資金。風險的跟進是根據到期日和現金流量的不相稱程度。在某一到期日的順差或逆差（“時間段”）將被用作量度流動資金風險的標準。不相稱程度的誤差範圍有銀行訂立並定期檢測。每日監測批發存款及借款的情況。每季因應不同的最壞情況（即是：對本行適用的情況，一般市場情況及結合兩者的情況）為流動資金進行壓力測試。銀行亦會跟據借款、批發存款、承諾及衍生工具狀況定期計算各項比率，而這些比率將用作監測流動資金管理。另外，銀行已獲隨時可使用、無需通知的信貸額度。整體而言，銀行已就流動資金管理制定完善的流動資金政策及程序並嚴格執行。



UNION BANK OF INDIA, HONG KONG

財務資料披露聲明書

甲部 分行資料（只適用於香港）

III. 附加資料 - 續

10. 分行酬金政策

1) 薪酬制度

所有分行的高級管理層和主要職員均來自印度的銀行主管（印度主管），並以特定的條款委派到分行工作，薪酬為定額現金。薪酬由印度政府金融服務局金融部成立的獨立委員會，名為《駐外公營銀行主管薪酬及服務條款統一指引委員會》(Standing Committee on Uniform Guidelines on Salary & Service Conditions of Officers of Public Sector Banks Posted Abroad) 決定。工作小組的成員來自六間印度公營銀行的代表，該委員會的工作小組定期檢討薪酬水平並將建議發送到所有公營銀行。建議的薪酬結構由有關銀行的董事局自行考慮及批准。



UNION BANK OF INDIA, HONG KONG

財務資料披露聲明書

甲部 分行資料（只適用於香港）

III. 附加資料 - 續

2) 高級管理層和主要職員的總薪酬資料

a) 固定和浮動薪酬資料

固定		浮動		截至 2020 年 9 月 30 日止 6 個月支付金額 (千元港元)
人數	金額 (千元港元)	人數	金額 (千元港元)	
2	350	-	-	350

b) 截至 2020 年 9 月 30 日止 6 個月，本分行並沒有既定的或非既定的延付薪酬。

c) 截至 2020 年 9 月 30 日止 6 個月，本分行並沒有支付或因工作表現調整而減少延付薪酬。

3) 截至 2020 年 9 月 30 日止 6 個月，新付款或遣散費的詳情

新受聘或遣散所支付金額和接受人數	無
因遣散所支付的實際金額、接受人數和最高單一個人受款額	無

UNION BANK OF INDIA, HONG KONG

財務資料披露聲明書

乙部 銀行整體綜合資料

可於銀行網頁下載

1. 資本及資本充足比率

	2020年3月31日 (千元港元)	2019年3月31日 (千元港元)
a) 資本		
股東資本	34,616,803*	30,460,443**
b) 資本充足比率***		
〈資本充足協定三〉	12.81%	11.78%

***資本充足比率乃根據印度儲備銀行的要求計算。

2. 其他財務資料

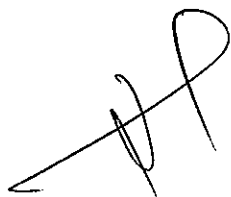
	2020年3月31日 (千元港元)	2019年3月31日 (千元港元)
資產總額	564,224,385*	565,925,698**
負債總額	550,143,443*	535,465,225**
貸款總額	322,796,106*	339,137,567**
客戶存款總額	461,750,000*	473,898,763**
	截至2020年3月31日 止年度 (千元港元)	截至2019年3月31日 止年度 (千元港元)
稅前溢利	(4,253,299)*	(4,464,427)**

* 1 港元 = 9.76 印度盧比 (2020年3月31日)

** 1 港元 = 8.81 印度盧比 (2019年3月31日)

行政總裁聲明

我們已完成 Union Bank of India，香港分行截至 2020 年 9 月 30 日止年度之財務資料披露報表。本分行披露的資料已完全遵從香港金融管理局根據《銀行業條例》(第 155 章)第 60A 條以發出的《銀行業(披露)規則》中的全部標準。本人確信本報表並無失實和誤導資料。



行政總裁

Union Bank of India，香港分行

