

Kexim Asia Limited

Report of the Directors and Audited Financial Statements

31 December 2023



KEXIM ASIA LIMITED

CONTENTS

	Pages
REPORT OF THE DIRECTORS	1 - 2
INDEPENDENT AUDITOR'S REPORT	3 - 4
AUDITED FINANCIAL STATEMENTS	
Statement of profit or loss and other comprehensive income	5
Statement of financial position	6
Statement of changes in equity	7
Statement of cash flows	8 - 9
Notes to financial statements	10 - 60
UNAUDITED SUPPLEMENTARY FINANCIAL INFORMATION	61 - 73

KEXIM ASIA LIMITED

REPORT OF THE DIRECTORS

The directors present their report and the audited financial statements of Kexim Asia Limited (the "Company") for the year ended 31 December 2023.

Principal activities

The Company is engaged in deposit taking, loan syndication, investment and the provision of financial services. There were no significant changes in the nature of the Company's principal activities during the year.

Results and dividends

The Company's profit for the year ended 31 December 2023 and the Company's financial position at that date are set out in the financial statements on pages 5 to 60.

The directors do not recommend the payment of a dividend in respect of the year ended 31 December 2023 (2022: Nil).

Share capital

Details of the Company's share capital during the year are set out in note 23 to the financial statements.

Directors

The directors of the Company during the year and up to the date of this report are:

Executive directors

Cho In Sun Elizabeth	(Resigned on 8 March 2023)
Shin Yookeun	(Resigned on 6 April 2023)
Cho Yeon Bum	
Koo Bon Sup	(Appointed on 8 March 2023, resigned on 4 March 2024)
Kim Juhong	(Appointed on 6 April 2023)
Choi You Jin	(Appointed on 4 March 2024)

Non-executive directors

Ko Heewon	(Resigned on 6 September 2023)
Lee Do Hyung	
Lee Sokhwan	(Appointed on 6 September 2023)

Independent non-executive director

Choi Jung Ha	(Resigned on 17 January 2024)
Leem Kun Il	(Appointed on 17 January 2024)

There being no provision to the contrary in the Company's Articles of Association, all existing directors shall remain in office.

Directors' interests

At no time during the year was the Company or any of its holding companies or fellow subsidiaries a party to any arrangement to enable the Company's directors to acquire benefits by means of the acquisition of shares in or debentures of the Company or any other body corporate.

Permitted indemnity provision

At no time during the year and up to the date of this Report of the Directors, there was or is, any permitted indemnity provision being in force for the benefit of any of the directors of the Company.

KEXIM ASIA LIMITED

REPORT OF THE DIRECTORS (continued)

Directors' interests in transactions, arrangements or contracts

No director had a material interest, either directly or indirectly, in any transactions, arrangements or contracts of significance to the business of the Company to which any of the Company's holding companies or fellow subsidiaries was a party during the year.

Compliance with the Banking (Disclosure) Rules


The Company is required to comply with the Banking (Disclosure) Rules effective from 1 January 2007. The Banking (Disclosure) Rules set out the minimum standards for public disclosure which authorised institutions must make in respect of the statement of profit or loss, state of affairs and capital adequacy.

The directors are of the view that the financial statements together with the attached unaudited supplementary information on pages 5 to 73 for the year ended 31 December 2023 fully comply with the Banking (Disclosure) Rules made under section 60A of the Banking Ordinance.

Auditors

Ernst & Young retire and a resolution for their reappointment as auditors of the Company will be proposed at the forthcoming annual general meeting.

ON BEHALF OF THE BOARD


.....
Kim Juhong
Chief Executive

Hong Kong
26 April 2024



Ernst & Young
27/F, One Taikoo Place
979 King's Road
Quarry Bay, Hong Kong

安永會計師事務所
香港鰂魚涌英皇道979號
太古坊一座27樓

Tel 電話: +852 2846 9888
Fax 傳真: +852 2868 4432
ey.com

Independent auditor's report
To the member of Kexim Asia Limited
(Incorporated in Hong Kong with limited liability)

Opinion

We have audited the financial statements of Kexim Asia Limited (the "Company") set out on pages 5 to 60, which comprise the statement of financial position as at 31 December 2023, and the statement of profit or loss and other comprehensive income, the statement of changes in equity and the statement of cash flows for the year then ended, and notes to the financial statements, including material accounting policy information.

In our opinion, the financial statements give a true and fair view of the financial position of the Company as at 31 December 2023, and of its financial performance and its cash flows for the year then ended in accordance with Hong Kong Financial Reporting Standards ("HKFRSs") issued by the Hong Kong Institute of Certified Public Accountants ("HKICPA") and have been properly prepared in compliance with the Hong Kong Companies Ordinance.

Basis for opinion

We conducted our audit in accordance with Hong Kong Standards on Auditing ("HKSA") issued by the HKICPA. Our responsibilities under those standards are further described in the *Auditor's responsibilities for the audit of the financial statements* section of our report. We are independent of the Company in accordance with the HKICPA's *Code of Ethics for Professional Accountants* (the "Code"), and we have fulfilled our other ethical responsibilities in accordance with the Code. We believe that the audit evidence we have obtained is sufficient and appropriate to provide a basis for our opinion.

Information other than the financial statements and auditor's report thereon

The directors are responsible for the other information. The other information comprises the information included in the Report of the Directors and unaudited supplementary financial information.

Our opinion on the financial statements does not cover the other information and we do not express any form of assurance conclusion thereon.

In connection with our audit of the financial statements, our responsibility is to read the other information and, in doing so, consider whether the other information is materially inconsistent with the financial statements or our knowledge obtained in the audit or otherwise appears to be materially misstated. If, based on the work we have performed, we conclude that there is a material misstatement of this other information, we are required to report that fact. We have nothing to report in this regard.

Responsibilities of the directors for the financial statements

The directors are responsible for the preparation of the financial statements that give a true and fair view in accordance with HKFRSs issued by the HKICPA and the Hong Kong Companies Ordinance, and for such internal control as the directors determine is necessary to enable the preparation of financial statements that are free from material misstatement, whether due to fraud or error.

In preparing the financial statements, the directors are responsible for assessing the Company's ability to continue as a going concern, disclosing, as applicable, matters related to going concern and using the going concern basis of accounting unless the directors of the Company either intend to liquidate the Company or to cease operations or have no realistic alternative but to do so.



Independent auditor's report (continued)
To the member of Kexim Asia Limited
(Incorporated in Hong Kong with limited liability)

Auditor's responsibilities for the audit of the financial statements

Our objectives are to obtain reasonable assurance about whether the financial statements as a whole are free from material misstatement, whether due to fraud or error, and to issue an auditor's report that includes our opinion. Our report is made solely to you, as a body, in accordance with section 405 of the Hong Kong Companies Ordinance, and for no other purpose. We do not assume responsibility towards or accept liability to any other person for the contents of this report.

Reasonable assurance is a high level of assurance, but is not a guarantee that an audit conducted in accordance with HKSAs will always detect a material misstatement when it exists. Misstatements can arise from fraud or error and are considered material if, individually or in the aggregate, they could reasonably be expected to influence the economic decisions of users taken on the basis of these financial statements.

As part of an audit in accordance with HKSAs, we exercise professional judgement and maintain professional scepticism throughout the audit. We also:

- Identify and assess the risks of material misstatement of the financial statements, whether due to fraud or error, design and perform audit procedures responsive to those risks, and obtain audit evidence that is sufficient and appropriate to provide a basis for our opinion. The risk of not detecting a material misstatement resulting from fraud is higher than for one resulting from error, as fraud may involve collusion, forgery, intentional omissions, misrepresentations, or the override of internal control.
- Obtain an understanding of internal control relevant to the audit in order to design audit procedures that are appropriate in the circumstances, but not for the purpose of expressing an opinion on the effectiveness of the Company's internal control.
- Evaluate the appropriateness of accounting policies used and the reasonableness of accounting estimates and related disclosures made by the directors.
- Conclude on the appropriateness of the directors' use of the going concern basis of accounting and, based on the audit evidence obtained, whether a material uncertainty exists related to events or conditions that may cast significant doubt on the Company's ability to continue as a going concern. If we conclude that a material uncertainty exists, we are required to draw attention in our auditor's report to the related disclosures in the financial statements or, if such disclosures are inadequate, to modify our opinion. Our conclusions are based on the audit evidence obtained up to the date of our auditor's report. However, future events or conditions may cause the Company to cease to continue as a going concern.
- Evaluate the overall presentation, structure and content of the financial statements, including the disclosures, and whether the financial statements represent the underlying transactions and events in a manner that achieves fair presentation.

We communicate with the board of directors regarding, among other matters, the planned scope and timing of the audit and significant audit findings, including any significant deficiencies in internal control that we identify during our audit.

Certified Public Accountants
Hong Kong
26 April 2024

KEXIM ASIA LIMITED

STATEMENT OF PROFIT OR LOSS AND OTHER COMPREHENSIVE INCOME

Year ended 31 December 2023


	Notes	2023 US\$	2022 US\$
Interest income	4	38,060,626	18,474,505
Interest expenses	4	<u>(30,664,355)</u>	<u>(10,169,256)</u>
Net interest income		7,396,271	8,305,249
Fee and commission income	5	222,233	711,427
Fee and commission expenses	5	<u>(48,670)</u>	<u>(35,732)</u>
Net fee and commission income		173,563	675,695
Net gain on foreign exchange		1,676	865
Net gain on sale of debt investment securities at fair value through other comprehensive income	6	115,227	-
Other income		<u>3,186</u>	<u>4,282</u>
Operating income		7,689,923	8,986,091
Operating expenses		<u>(3,536,525)</u>	<u>(3,457,154)</u>
Operating profit		4,153,398	5,528,937
Net charge of impairment allowances	7	(195,984)	(15,747)
Net loss on disposal of loans and advances		<u>(51,947)</u>	<u>-</u>
PROFIT BEFORE TAX	8	3,905,467	5,513,190
Income tax	10	<u>(616,953)</u>	<u>(888,569)</u>
PROFIT FOR THE YEAR		<u>3,288,514</u>	<u>4,624,621</u>
OTHER COMPREHENSIVE INCOME			
Other comprehensive income for the year, net of income tax			
Items that may be reclassified subsequently to profit or loss:			
Debt investment securities at fair value through other comprehensive income: net movement in fair value reserve	11	<u>5,664,571</u>	<u>(10,519,308)</u>
TOTAL COMPREHENSIVE INCOME FOR THE YEAR		<u>8,953,085</u>	<u>(5,894,687)</u>


KEXIM ASIA LIMITED

STATEMENT OF FINANCIAL POSITION

31 December 2023

	Notes	2023 US\$	2022 US\$
ASSETS			
Cash and bank balances with banks and other financial institutions	17	5,400,683	18,947,308
Loans and advances to banks and other financial institutions	14	110,939,250	76,056,053
Loans and advances to customers	14	307,874,330	314,980,158
Debt investment securities	15	337,357,206	297,463,365
Deferred tax assets	12	1,493,474	2,554,735
Other assets	16	7,194,777	5,495,728
Tax recoverable		247,383	-
Property and equipment and right of use assets	13	<u>1,996,176</u>	<u>1,216,552</u>
TOTAL ASSETS		<u>772,503,279</u>	<u>716,713,899</u>
LIABILITIES			
Deposits and balances from banks and other financial institutions		104,772,933	323,163,573
Other liabilities	18	7,547,361	4,180,916
Certificate of deposits issued	19	213,147,311	58,836,290
Borrowings from the ultimate holding company	20	185,000,000	100,000,000
Borrowings from other financial institutions	21	90,000,000	50,000,000
Deposits and balances with the ultimate holding company		-	3,199,693
Subordinated liabilities	22	-	14,997,069
Lease liabilities	13	1,832,349	958,815
Tax payable		-	<u>127,303</u>
TOTAL LIABILITIES		<u>602,299,954</u>	<u>555,463,659</u>
EQUITY			
Share capital	23	130,000,000	130,000,000
Reserves		<u>40,203,325</u>	<u>31,250,240</u>
TOTAL EQUITY		<u>170,203,325</u>	<u>161,250,240</u>
TOTAL LIABILITIES AND EQUITY		<u>772,503,279</u>	<u>716,713,899</u>


 Kim Juhong
 Director


 Cho Yeon Bum
 Director

KEXIM ASIA LIMITED

STATEMENT OF CHANGES IN EQUITY

Year ended 31 December 2023

	Notes	Share capital US\$	Retained profits* US\$	Fair value reserve US\$	Total US\$
At 1 January 2022		130,000,000	38,552,289	(1,407,362)	167,144,927
Profit for the year		-	4,624,621	-	4,624,621
Other comprehensive income	11	-	-	(10,519,308)	(10,519,308)
Total comprehensive income		-	4,624,621	(10,519,308)	(5,894,687)
At 31 December 2022 and 1 January 2023		130,000,000	43,176,910	(11,926,670)	161,250,240
Profit for the year		-	3,288,514	-	3,288,514
Other comprehensive income	11	-	-	5,664,571	5,664,571
Total comprehensive income		-	3,288,514	5,664,571	8,953,085
At 31 December 2023		<u>130,000,000</u>	<u>46,465,424</u>	<u>(6,262,099)</u>	<u>170,203,325</u>

* As at 31 December 2023, the Company has earmarked US\$1,822,601 (2022: US\$1,751,365) as regulatory reserve from retained profits. The regulatory reserve is maintained to satisfy the provisions of the Hong Kong Banking Ordinance for prudential supervision purposes. Movements in the reserve are made directly through retained profits and in consultation with the Hong Kong Monetary Authority .

KEXIM ASIA LIMITED

STATEMENT OF CASH FLOWS

Year ended 31 December 2023

	Notes	2023 US\$	2022 US\$
CASH FLOWS FROM OPERATING ACTIVITIES			
Profit before tax		3,905,467	5,513,190
Adjustments for:			
Interest expense on borrowings	4(b)	10,698,975	2,884,066
Interest expense on subordinated liabilities	4(b)	949,360	519,011
Interest expense on lease liabilities	4(b)	50,689	12,209
Net charge of impairment allowances on loans and advances	7	115,561	16,932
Net charge of impairment allowances on debt investment securities	7	37,065	509
Net charge/(release) of impairment allowances on loan commitments	7	43,358	(1,694)
Net gain on disposal of debt investment securities	6	(115,227)	-
Net loss on disposal of loans and advances		51,947	-
Depreciation	8(b)	987,448	951,456
Amortisation of intangible assets	8(c)	1,578	28,835
Loss on termination of lease contract	13	-	33
		<u>16,726,221</u>	<u>9,924,547</u>
Operating cash flows before changes in working capital			
Increase in loans and advances to banks and other financial institutions		(34,918,558)	(42,707,255)
Decrease/(increase) in loans and advances to customers		6,973,681	(1,125,157)
Increase in debt investment securities		(33,039,417)	(47,398,239)
Increase in other assets		(1,700,627)	(2,992,779)
(Decrease)/increase in deposits and balances from banks and other financial institutions		(218,390,640)	5,713,082
Increase in certificate of deposits issued		154,311,021	38,861,398
(Decrease)/increase in deposits and balances with the ultimate holding company		(3,199,693)	3,199,693
Decrease in other liabilities		<u>(1,155,081)</u>	<u>(620,951)</u>
		<u>(114,393,093)</u>	<u>(37,145,661)</u>
Cash used in operations			
Hong Kong profits tax paid		<u>(1,042,069)</u>	<u>(1,170,846)</u>
		<u>(115,435,162)</u>	<u>(38,316,507)</u>
CASH FLOWS FROM INVESTING ACTIVITIES			
Purchases of property and equipment	13	<u>(89,111)</u>	<u>(59,675)</u>
		<u>(89,111)</u>	<u>(59,675)</u>
Net cash flows used in investing activities			

KEXIM ASIA LIMITED

STATEMENT OF CASH FLOWS (continued)

Year ended 31 December 2023

	Notes	2023 US\$	2022 US\$
CASH FLOWS FROM FINANCING ACTIVITIES			
New borrowings	26	175,000,000	150,000,000
Repayments of borrowings	26	(50,000,000)	(94,530,730)
Repayments of subordinated liabilities	27	(15,000,000)	-
Interest paid on subordinated liabilities	26	(959,900)	(511,504)
Interest paid on borrowings	26	(6,207,336)	(2,096,654)
Principal portion of lease rentals paid	26	(804,427)	(775,113)
Interest portion of lease rentals paid	26	(50,689)	(12,209)
Net cash flows generated from financing activities		<u>101,977,648</u>	<u>52,073,790</u>
NET (DECREASE)/INCREASE IN CASH AND CASH EQUIVALENTS		(13,546,625)	13,697,608
Cash and cash equivalents at beginning of year		<u>18,947,308</u>	<u>5,249,700</u>
CASH AND CASH EQUIVALENTS AT END OF YEAR		<u><u>5,400,683</u></u>	<u><u>18,947,308</u></u>

KEXIM ASIA LIMITED

NOTES TO FINANCIAL STATEMENTS

31 December 2023

1. CORPORATE INFORMATION

Kexim Asia Limited (the "Company") is a limited company incorporated and domiciled in Hong Kong. It is a deposit-taking company registered under the Banking Ordinance in Hong Kong. It is engaged in the deposit-taking, loan syndication, investment and the provision of financial services. The registered office and principal place of business of the Company is Unit 2904, 29/F, Central Plaza, 18 Harbour Road, Wanchai, Hong Kong.

In the opinion of the directors, the ultimate holding company is The Export-Import Bank of Korea, which is incorporated in the Republic of Korea.

2.1 BASIS OF PREPARATION

These financial statements have been prepared in accordance with Hong Kong Financial Reporting Standards ("HKFRSs") (which include all Hong Kong Financial Reporting Standards ("HKFRSs"), Hong Kong Accounting Standards ("HKASs") and Interpretations) issued by the Hong Kong Institute of Certified Public Accountants ("HKICPA") and the Hong Kong Companies Ordinance ("HKCO"). The preparation of the financial statements has also made reference to the Guideline on the Application of the Banking (Disclosure) Rules and Corporate Governance of Locally Incorporated Authorised Institutions under the Supervisory Policy Manuals issued by the Hong Kong Monetary Authority ("HKMA"). These financial statements have been prepared under the historical cost convention, except for debt investment securities at fair value through other comprehensive income, which have been measured at fair value. These financial statements are presented in United States dollars ("US\$") and all values are rounded to the nearest dollar except when otherwise indicated.

2.2 CHANGES IN ACCOUNTING POLICIES AND DISCLOSURES

The Company has adopted the following new and revised HKFRSs for the first time for the current year's financial statements.

Amendments to HKAS 1 and HKFRS Practice Statement 2	Disclosure of Accounting Policies
Amendments to HKAS 8	Definition of Accounting Estimates
Amendments to HKAS 12	Deferred Tax related to Assets and Liabilities arising from a Single Transaction
Amendments to HKAS 12	International Tax Reform – Pillar Two Model Rules

The nature and the impact of the new and revised HKFRSs that are applicable to the Company are described below:

- (a) Amendments to HKAS 1 require entities to disclose their material accounting policy information rather than their significant accounting policies. Accounting policy information is material if, when considered together with other information included in an entity's financial statements, it can reasonably be expected to influence decisions that the primary users of general purpose financial statements make on the basis of those financial statements. Amendments to HKFRS Practice Statement 2 Making Materiality Judgements provide non-mandatory guidance on how to apply the concept of materiality to accounting policy disclosures. The Company has disclosed the material accounting policy information in note 2 to the financial statements. The amendments did not have any impact on the measurement, recognition or presentation of any items in the Company's financial statements.

2.2 CHANGES IN ACCOUNTING POLICIES AND DISCLOSURES (continued)

- (b) Amendments to HKAS 8 clarify the distinction between changes in accounting estimates and changes in accounting policies. Accounting estimates are defined as monetary amounts in financial statements that are subject to measurement uncertainty. The amendments also clarify how entities use measurement techniques and inputs to develop accounting estimates. Since the Company's approach and policy align with the amendments, the amendments had no impact on the Company's financial statements.
- (c) Amendments to HKAS 12 Deferred Tax related to Assets and Liabilities arising from a Single Transaction narrow the scope of the initial recognition exception in HKAS 12 so that it no longer applies to transactions that give rise to equal taxable and deductible temporary differences, such as leases and decommissioning obligations. Therefore, entities are required to recognise a deferred tax asset (provided that sufficient taxable profit is available) and a deferred tax liability for temporary differences arising from these transactions.

The adoption of amendments to HKAS 12 did not have any material impact on the statement of other comprehensive income and the statements of cash flows for the years ended 31 December 2023 and 2022.

2.3 ISSUED BUT NOT YET EFFECTIVE HONG KONG FINANCIAL REPORTING STANDARDS

The Company has not applied the following revised HKFRSs, that have been issued but are not yet effective, in these financial statements. The Company intends to apply these revised HKFRSs, if applicable, when they become effective.

Amendments to HKFRS 10 and HKAS 28	<i>Sale or Contribution of Assets between an Investor and its Associate or Joint Venture</i> ³
Amendments to HKFRS 16	<i>Lease Liability in a Sale and Leaseback</i> ¹
Amendments to HKAS 1	<i>Classification of Liabilities as Current or Non-current (the "2020 Amendments")</i> ^{1,4}
Amendments to HKAS 1	<i>Non-current Liabilities with Covenants (the "2022 Amendments")</i> ^{1,4}
Amendments to HKAS 7 and HKFRS 7	<i>Supplier Finance Arrangements</i> ¹
Amendments to HKAS 21	<i>Lack of Exchangeability</i> ²

¹ Effective for annual periods beginning on or after 1 January 2024

² Effective for annual periods beginning on or after 1 January 2025

³ No mandatory effective date yet determined but available for adoption

⁴ As a consequence of the 2020 Amendments and 2022 Amendments, Hong Kong Interpretation 5 Presentation of Financial Statements - Classification by the Borrower of a Term Loan that Contains a Repayment on Demand Clause was revised to align the corresponding wording with no change in conclusion

Further information about those HKFRSs that are expected to be applicable to the Company is described below:

2.3 ISSUED BUT NOT YET EFFECTIVE HONG KONG FINANCIAL REPORTING STANDARDS
(continued)

Amendments to HKFRS 10 and HKAS 28 address an inconsistency between the requirements in HKFRS 10 and in HKAS 28 in dealing with the sale or contribution of assets between an investor and its associate or joint venture. The amendments require a full recognition of a gain or loss resulting from a downstream transaction when the sale or contribution of assets constitutes a business. For a transaction involving assets that do not constitute a business, a gain or loss resulting from the transaction is recognised in the investor's profit or loss only to the extent of the unrelated investor's interest in that associate or joint venture. The amendments are to be applied prospectively. The previous mandatory effective date of amendments to HKFRS 10 and HKAS 28 was removed by the HKICPA. However, the amendments are available for adoption now.

Amendments to HKFRS 16 specify the requirements that a seller-lessee uses in measuring the lease liability arising in a sale and leaseback transaction to ensure the seller-lessee does not recognise any amount of the gain or loss that relates to the right of use it retains. The amendments are effective for annual periods beginning on or after 1 January 2024 and shall be applied retrospectively to sale and leaseback transactions entered into after the date of initial application of HKFRS 16 (i.e., 1 January 2019). Earlier application is permitted. The amendments are not expected to have any significant impact on the Company's financial statements.

The 2020 Amendments clarify the requirements for classifying liabilities as current or non-current, including what is meant by a right to defer settlement and that a right to defer must exist at the end of the reporting period. Classification of a liability is unaffected by the likelihood that the entity will exercise its right to defer settlement. The amendments also clarify that a liability can be settled in its own equity instruments, and that only if a conversion option in a convertible liability is itself accounted for as an equity instrument would the terms of a liability not impact its classification. The 2022 Amendments further clarify that, among covenants of a liability arising from a loan arrangement, only those with which an entity must comply on or before the reporting date affect the classification of that liability as current or non-current. Additional disclosures are required for non-current liabilities that are subject to the entity complying with future covenants within 12 months after the reporting period. The amendments shall be applied retrospectively with early application permitted. An entity that applies the 2020 Amendments early is required to apply simultaneously the 2022 Amendments, and vice versa. The Company is currently assessing the impact of the amendments and whether existing loan agreements may require revision. Based on a preliminary assessment, the amendments are not expected to have any significant impact on the Company's financial statements.

Amendments to HKAS 7 and HKFRS 7 clarify the characteristics of supplier finance arrangements and require additional disclosure of such arrangements. The disclosure requirements in the amendments are intended to assist users of financial statements in understanding the effects of supplier finance arrangements on an entity's liabilities, cash flows and exposure to liquidity risk. Earlier application of the amendments is permitted. The amendments provide certain transition reliefs regarding comparative information, quantitative information as at the beginning of the annual reporting period and interim disclosures. The amendments are not expected to have any significant impact on the Company's financial statements.

31 December 2023

2.3 ISSUED BUT NOT YET EFFECTIVE HONG KONG FINANCIAL REPORTING STANDARDS
(continued)

Amendments to HKAS 21 specify how an entity shall assess whether a currency is exchangeable into another currency and how it shall estimate a spot exchange rate at a measurement date when exchangeability is lacking. The amendments require disclosures of information that enable users of financial statements to understand the impact of a currency not being exchangeable. Earlier application is permitted. When applying the amendments, an entity cannot restate comparative information. Any cumulative effect of initially applying the amendments shall be recognised as an adjustment to the opening balance of retained profits or to the cumulative amount of translation differences accumulated in a separate component of equity, where appropriate, at the date of initial application. The amendments are not expected to have any significant impact on the Company's financial statements.

2.4 MATERIAL ACCOUNTING POLICIES

Investments and other financial assets

Initial recognition and measurement

Financial assets are classified, at initial recognition, as subsequently measured at amortised cost, fair value through other comprehensive income, and fair value through profit or loss.

The classification of financial assets at initial recognition depends on the financial asset's contractual cash flow characteristics and the Company's business model for managing them. With the exception of trade receivables that do not contain a significant financing component or for which the Company has applied the practical expedient of not adjusting the effect of a significant financing component, the Company initially measures a financial asset at its fair value plus in the case of a financial asset not at fair value through profit or loss, transaction costs. Trade receivables that do not contain a significant financing component or for which the Company has applied the practical expedient are measured at the transaction price determined under HKFRS 15 in accordance with the policies set out for "Revenue recognition" below.

In order for a financial asset to be classified and measured at amortised cost or fair value through other comprehensive income, it needs to give rise to cash flows that are solely payments of principal and interest ("SPPI") on the principal amount outstanding. Financial assets with cash flows that are not SPPI are classified and measured at fair value through profit or loss, irrespective of the business model.

The Company's business model for managing financial assets refers to how it manages its financial assets in order to generate cash flows. The business model determines whether cash flows will result from collecting contractual cash flows, selling the financial assets, or both. Financial assets classified and measured at amortised cost are held within a business model with the objective to hold financial assets in order to collect contractual cash flows, while financial assets classified and measured at fair value through other comprehensive income are held within a business model with the objective of both holding to collect contractual cash flows and selling. Financial assets which are not held within the aforementioned business models are classified and measured at fair value through profit or loss.

Purchases or sales of financial assets that require delivery of assets within the period generally established by regulation or convention in the marketplace are recognised on the trade date, that is, the date that the Company commits to purchase or sell the asset.

2.4 MATERIAL ACCOUNTING POLICIES (continued)

Investments and other financial assets (continued)

Subsequent measurement (continued)

The subsequent measurement of financial assets depends on their classification as follows:

Financial assets at amortised cost (debt instruments)

Financial assets at amortised cost are subsequently measured using the effective interest method and are subject to impairment. Gains and losses are recognised in the statement of profit or loss when the asset is derecognised, modified or impaired.

The Company measures financial assets at amortised cost if both of the following conditions are met:

- The financial asset is held within a business model with the objective to hold financial assets in order to collect contractual cash flows.
- The contractual terms of the financial asset give rise on specified dates to cash flows that are solely payments of principal and interest on the principal amount outstanding.

Financial assets at fair value through other comprehensive income (debt instruments)

For debt investment securities at fair value through other comprehensive income, interest income, foreign exchange revaluation and impairment losses or reversals are recognised in the statement of profit or loss and computed in the same manner as for financial assets measured at amortised cost. The remaining fair value changes are recognised in other comprehensive income. Upon derecognition, the cumulative fair value change recognised in other comprehensive income is recycled to the statement of profit or loss.

The Company measures debt investment securities at fair value through other comprehensive income if both of the following conditions are met:

- The financial asset is held within a business model with the objective of both holding to collect contractual cash flows and selling.
- The contractual terms of the financial asset give rise on specified dates to cash flows that are solely payments of principal and interest on the principal amount outstanding.

Derecognition of financial assets

A financial asset (or, where applicable, a part of a financial asset or part of a group of similar financial assets) is primarily derecognised (i.e., removed from the Company's statement of financial position) when:

- the rights to receive cash flows from the asset have expired; or
- the Company has transferred its rights to receive cash flows from the asset or has assumed an obligation to pay the received cash flows in full without material delay to a third party under a "pass-through" arrangement; and either (a) the Company has transferred substantially all the risks and rewards of the asset, or (b) the Company has neither transferred nor retained substantially all the risks and rewards of the asset, but has transferred control of the asset.

When the Company has transferred its rights to receive cash flows from an asset or has entered into a pass-through arrangement, it evaluates if, and to what extent, it has retained the risk and rewards of ownership of the asset. When it has neither transferred nor retained substantially all the risks and rewards of the asset nor transferred control of the asset, the Company continues to recognise the transferred asset to the extent of the Company's continuing involvement. In that case, the Company also recognises an associated liability. The transferred asset and the associated liability are measured on a basis that reflects the rights and obligations that the Company has retained.

Continuing involvement that takes the form of a guarantee over the transferred asset is measured at the lower of the original carrying amount of the asset and the maximum amount of consideration that the Company could be required to repay.

2.4 MATERIAL ACCOUNTING POLICIES (continued)

Financial liabilities

Initial recognition and measurement

Financial liabilities are classified, at initial recognition, as financial liabilities at fair value through profit or loss, loans and borrowings, or as derivatives designated as hedging instruments in an effective hedge, as appropriate.

All financial liabilities are recognised initially at fair value and, in the case of loans and borrowings, net of directly attributable transaction costs.

The subsequent measurement of financial liabilities depends on their classification as follows:

Financial liabilities are classified as held for trading if they are incurred for the purpose of repurchasing in the near term. This category also includes derivative financial instruments entered into by the Company that are not designated as hedging instruments in hedge relationships as defined by HKFRS 9. Separated embedded derivatives are also classified as held for trading unless they are designated as effective hedging instruments. Gains or losses on liabilities held for trading are recognised in the statement of profit or loss. The net fair value gain or loss recognised in the statement of profit or loss does not include any interest charged on these financial liabilities.

Financial liabilities designated upon initial recognition as at fair value through profit or loss are designated at the initial date of recognition, and only if the criteria in HKFRS 9 are satisfied. Gains or losses on liabilities designated at fair value through profit or loss are recognised in the statement of profit or loss, except for the gains or losses arising from the Company's own credit risk which are presented in other comprehensive income with no subsequent reclassification to the statement of profit or loss. The net fair value gain or loss recognised in the statement of profit or loss does not include any interest charged on these financial liabilities.

Financial liabilities at amortised cost (borrowings)

After initial recognition, interest-bearing borrowings are subsequently measured at amortised cost, using the effective interest rate method unless the effect of discounting would be immaterial, in which case they are stated at cost. Gains and losses are recognised in profit or loss when the liabilities are derecognised as well as through the effective interest rate amortisation process.

Amortised cost is calculated by taking into account any discount or premium on acquisition and fees or costs that are an integral part of the effective interest rate. The effective interest rate amortisation is included in finance costs in profit or loss.

Derecognition of financial liabilities

A financial liability is derecognised when the obligation under the liability is discharged or cancelled, or expires.

When an existing financial liability is replaced by another from the same lender on substantially different terms, or the terms of an existing liability are substantially modified, such an exchange or modification is treated as a derecognition of the original liability and a recognition of a new liability, and the difference between the respective carrying amounts is recognised in profit or loss.

2.4 MATERIAL ACCOUNTING POLICIES (continued)

Fair value measurement

The Company measures its debt investment securities investments at fair value at the end of each reporting period. Fair value is the price that would be received to sell an asset or paid to transfer a liability in an orderly transaction between market participants at the measurement date. The fair value measurement is based on the presumption that the transaction to sell the asset or transfer the liability takes place either in the principal market for the asset or liability, or in the absence of a principal market, in the most advantageous market for the asset or liability. The principal or the most advantageous market must be accessible by the Company. The fair value of an asset or a liability is measured using the assumptions that market participants would use when pricing the asset or liability, assuming that market participants act in their economic best interest.

A fair value measurement of a non-financial asset takes into account a market participant's ability to generate economic benefits by using the asset in its highest and best use or by selling it to another market participant that would use the asset in its highest and best use.

The Company uses valuation techniques that are appropriate in the circumstances and for which sufficient data are available to measure fair value, maximising the use of relevant observable inputs and minimising the use of unobservable inputs.

All assets and liabilities for which fair value is measured or disclosed in the financial statements are categorised within the fair value hierarchy, described as follows, based on the lowest level input that is significant to the fair value measurement as a whole:

- Level 1 – based on quoted prices (unadjusted) in active markets for identical assets or liabilities
- Level 2 – based on valuation techniques for which the lowest level input that is significant to the fair value measurement is observable, either directly or indirectly
- Level 3 – based on valuation techniques for which the lowest level input that is significant to the fair value measurement is unobservable

For assets and liabilities that are recognised in the financial statements on a recurring basis, the Company determines whether transfers have occurred between levels in the hierarchy by reassessing categorisation (based on the lowest level input that is significant to the fair value measurement as a whole) at the end of each reporting period.

Offsetting of financial instruments

Financial assets and financial liabilities are offset and the net amount is reported in the statement of financial position if there is a currently enforceable legal right to offset the recognised amounts and there is an intention to settle on a net basis, or to realise the assets and settle the liabilities simultaneously.

Impairment of financial assets

The Company recognises an allowance for Expected Credit Losses ("ECLs") for all debt instruments not held at fair value through profit or loss. ECLs are based on the difference between the contractual cash flows due in accordance with the contract and all the cash flows that the Company expects to receive, discounted at an approximation of the original effective interest rate. The expected cash flows will include cash flows from the sale of collateral held or other credit enhancements that are integral to the contractual terms.

2.4 MATERIAL ACCOUNTING POLICIES (continued)

Impairment of financial assets (continued)

General approach

ECLs are recognised in two stages. For credit exposures for which there has not been a significant increase in credit risk since initial recognition, ECLs are provided for credit losses that result from default events that are possible within the next 12-months (a 12-month ECL). For those credit exposures for which there has been a significant increase in credit risk since initial recognition, a loss allowance is required for credit losses expected over the remaining life of the exposure, irrespective of the timing of the default (a lifetime ECL).

At each reporting date, the Company assesses whether the credit risk on a financial instrument has increased significantly since initial recognition. When making the assessment, the Company compares the risk of a default occurring on the financial instrument as at the reporting date with the risk of a default occurring on the financial instrument as at the date of initial recognition and considers reasonable and supportable information that is available without undue cost or effort, including historical and forward-looking information.

For debt investment securities at fair value through other comprehensive income, the Company applies the low credit risk simplification. At each reporting date, the Company evaluates whether the debt investment securities are considered to have low credit risk using all reasonable and supportable information that is available without undue cost or effort. In making that evaluation, the Company reassesses the external credit ratings of the debt investment securities. In addition, the Company considers that there has been a significant increase in credit risk when credit rating of the respective debt investment securities falls below B-.

The Company considers a financial asset in default when contractual payments are 90 days past due. However, in certain cases, the Company may also consider a financial asset to be in default when internal or external information indicates that the Company is unlikely to receive the outstanding contractual amounts in full before taking into account any credit enhancements held by the Company.

A financial asset is written off when there is no reasonable expectation of recovering the contractual cash flows.

Financial assets at amortised cost are subject to impairment under the general approach and they are classified within the following stages for measurement of ECLs except for trade receivables and contract assets which apply the simplified approach as detailed below.

- Stage 1 – Financial instruments for which credit risk has not increased significantly since initial recognition and for which the loss allowance is measured at an amount equal to 12-month ECLs
- Stage 2 – Financial instruments for which credit risk has increased significantly since initial recognition but that are not credit-impaired financial assets and for which the loss allowance is measured at an amount equal to lifetime ECLs
- Stage 3 – Financial assets that are credit-impaired at the reporting date (but that are not purchased or originated credit-impaired) and for which the loss allowance is measured at an amount equal to lifetime ECLs

2.4 MATERIAL ACCOUNTING POLICIES (continued)

Impairment of non-financial assets

Where an indication of impairment exists, or when annual impairment testing for an asset is required (other than deferred tax assets and financial assets), the asset's recoverable amount is estimated. An asset's recoverable amount is the higher of the asset's or cash-generating unit's value in use and its fair value less costs of disposal, and is determined for an individual asset, unless the asset does not generate cash inflows that are largely independent of those from other assets or groups of assets, in which case the recoverable amount is determined for the cash-generating unit to which the asset belongs. In testing a cash-generating unit for impairment, a portion of the carrying amount of a corporate asset (e.g., a headquarters building) is allocated to an individual cash-generating unit if it can be allocated on a reasonable and consistent basis or, otherwise, to the smallest group of cash-generating units.

An impairment loss is recognised only if the carrying amount of an asset exceeds its recoverable amount. In assessing value in use, the estimated future cash flows are discounted to their present value using a pre-tax discount rate that reflects current market assessments of the time value of money and the risks specific to the asset. An impairment loss is charged to profit or loss in the period in which it arises in those expense categories consistent with the function of the impaired asset.

An assessment is made at the end of each reporting period as to whether there is an indication that previously recognised impairment losses may no longer exist or may have decreased. If such an indication exists, the recoverable amount is estimated. A previously recognised impairment loss of an asset other than goodwill is reversed only if there has been a change in the estimates used to determine the recoverable amount of that asset, but not to an amount higher than the carrying amount that would have been determined (net of any depreciation/amortisation) had no impairment loss been recognised for the asset in prior years. A reversal of such an impairment loss is credited to profit or loss in the period in which it arises.

Repurchase and reverse repurchase transactions

Securities sold subject to a simultaneous agreement to repurchase these securities at a certain later date at a fixed price (repurchase agreement) are retained in the financial statements and measured in accordance with their original measurement principles. The proceeds from the sale are reported as liabilities and are carried at amortised cost. Securities purchased under agreements to resell (reverse repurchase agreements) are reported as receivables and are carried in the statement of financial position at amortised cost.

Repos or securities lending are initially recorded in the statement of financial position as cash collateral on securities lent and repurchase agreement at the actual amount of cash received from the counterparty. Financial assets given as collateral for repurchase agreements are not derecognised and are recorded as financial assets at fair value through profit or loss on the financial statement of financial position. Reverse repos or securities borrowing are initially recorded in the statement of financial position as cash collateral as securities borrowed and reverse repos at the actual amount of cash paid to the counterparty. Financial assets received as collateral under reverse repurchase agreements are not recognised on the statement of financial position. The difference between sale and repurchase price is recognised as interest income or interest expense over the life of the agreements using the effective interest method.

2.4 MATERIAL ACCOUNTING POLICIES (continued)

Cash and cash equivalents

Cash and cash equivalents in the statement of financial position comprise cash on hand and at banks, and short-term highly liquid deposits with a maturity of generally within three months that are readily convertible into known amounts of cash, subject to an insignificant risk of changes in value and held for the purpose of meeting short-term cash commitments.

For the purpose of the statement of cash flows, cash and cash equivalents comprise cash on hand and at banks, and short-term deposits as defined above, less bank overdrafts which are repayable on demand and form an integral part of the Company's cash management.

Provisions

A provision is recognised when a present obligation (legal or constructive) has arisen as a result of a past event and it is probable that a future outflow of resources will be required to settle the obligation, provided that a reliable estimate can be made of the amount of the obligation.

When the Company expects some or all of a provision to be reimbursed, the reimbursement is recognised as a separate asset, but only when the reimbursement is virtually certain. The expense relating to a provision is presented in the statement of profit or loss net of any reimbursement.

When the effect of discounting is material, the amount recognised for a provision is the present value at the end of the reporting period of the future expenditures expected to be required to settle the obligation. The increase in the discounted present value amount arising from the passage of time is included in finance costs in profit or loss.

Property and equipment, and depreciation

Property and equipment are stated at cost less accumulated depreciation and impairment. The cost of an asset comprises its purchase price and any directly attributable costs of bringing the asset to its working condition and location for its intended use.

Expenditure incurred after items of property and equipment have been put into operation, such as repairs and maintenance, is normally charged to profit or loss in the period in which it is incurred. In situations where the recognition criteria are satisfied, the expenditure for a major inspection is capitalised in the carrying amount of the asset as a replacement. Where significant parts of property and equipment is required to be replaced at intervals, the Company recognises such parts as individual assets with specific useful lives and depreciates them accordingly.

Depreciation is calculated on the straight-line basis to write off the cost of each item of property and equipment to its residual value over its estimated useful life. The principal annual rates used for this purpose are as follows:

- Leasehold improvements	3 years
- Computer equipment	3 - 5 years
- Furniture and fixtures	3 - 5 years

Where parts of an item of property and equipment have different useful lives, the cost of that item is allocated on a reasonable basis among the parts and each part is depreciated separately.

Residual values, useful lives and the depreciation method are reviewed, and adjusted if appropriate, at the end of each reporting period.

An item of property and equipment including any significant part initially recognised is derecognised upon disposal or when no future economic benefits are expected from its use or disposal. Any gain or loss on disposal or retirement recognised in profit or loss in the year the asset is derecognised is the difference between the net sales proceeds and the carrying amount of the relevant asset.

2.4 MATERIAL ACCOUNTING POLICIES (continued)

Intangible assets (other than goodwill)

Intangible assets acquired separately are measured on initial recognition at cost. The useful lives of intangible assets are assessed to be either finite or indefinite. Intangible assets with finite lives are subsequently amortised over the useful economic life and assessed for impairment whenever there is an indication that the intangible asset may be impaired. The amortisation period and the amortisation method for an intangible asset with a finite useful life are reviewed at least at each financial year end.

Gains or losses arising from derecognition of an intangible asset are measured at the difference between the net disposal proceeds and the carrying amount of the asset and are recognised in the statement of profit or loss in the period when the asset is derecognised.

Leases

The Company assesses at contract inception whether a contract is, or contains, a lease. A contract is, or contains, a lease if the contract conveys the right to control the use of an identified asset for a period of time in exchange for consideration.

Company as a lessee

The Company applies a single recognition and measurement approach for all leases, except for short-term leases and leases of low-value assets. The Company recognises lease liabilities to make lease payments and right-of-use assets representing the right to use the underlying assets.

Right-of-use assets

Right-of-use assets are recognised at the commencement date of the lease (that is the date the underlying asset is available for use). Right-of-use assets are measured at cost, less any accumulated depreciation and any impairment losses, and adjusted for any remeasurement of lease liabilities. The cost of right-of-use assets includes the amount of lease liabilities recognised, initial direct costs incurred, and lease payments made at or before the commencement date less any lease incentives received. Right-of-use assets are depreciated on a straight-line basis over the lease terms as follows:

- | | |
|-----------------------------------------------------------|----------------------------------|
| - Premises, properties and vehicles
leased for own use | Over the unexpired term of lease |
|-----------------------------------------------------------|----------------------------------|

If ownership of the leased asset transfers to the Company by the end of the lease term or the cost reflects the exercise of a purchase option, depreciation is calculated using the estimated useful life of the asset.

Lease liabilities

Lease liabilities are recognised at the commencement date of the lease at the present value of lease payments to be made over the lease term. The lease payments include fixed payments (including in-substance fixed payments) less any lease incentives receivable, variable lease payments that depend on an index or a rate, and amounts expected to be paid under residual value guarantees. The lease payments also include the exercise price of a purchase option reasonably certain to be exercised by the Company and payments of penalties for termination of a lease, if the lease term reflects the Company exercising the option to terminate. The variable lease payments that do not depend on an index or a rate are recognised as an expense in the period in which the event or condition that triggers the payment occurs.

2.4 MATERIAL ACCOUNTING POLICIES (continued)

Leases (continued)

Lease liabilities (continued)

In calculating the present value of lease payments, the Company uses its incremental borrowing rate at the lease commencement date because the interest rate implicit in the lease is not readily determinable. After the commencement date, the amount of lease liabilities is increased to reflect the accretion of interest and reduced for the lease payments made. In addition, the carrying amount of lease liabilities is remeasured if there is a modification, a change in the lease term, a change in lease payments (e.g., a change to future lease payments resulting from a change in an index or rate) or a change in assessment of an option to purchase the underlying asset.

Revenue recognition

Revenue from contracts with customers is recognised when control of goods or services is transferred to the customers at an amount that reflects the consideration to which the Company expects to be entitled in exchange for those goods or services.

When the consideration in a contract includes a variable amount, the amount of consideration is estimated to which the Company will be entitled in exchange for transferring the goods or services to the customer. The variable consideration is estimated at contract inception and constrained until it is highly probable that a significant revenue reversal in the amount of cumulative revenue recognised will not occur when the associated uncertainty with the variable consideration is subsequently resolved.

When the contract contains a financing component which provides the customer a significant benefit of financing the transfer of goods or services to the customer for more than one year, revenue is measured at the present value of the amount receivable, discounted using the discount rate that would be reflected in a separate financing transaction between the Company and the customer at contract inception. When the contract contains a financing component which provides the Company a significant financial benefit for more than one year, revenue recognised under the contract includes the interest expense accreted on the contract liability under the effective interest method. For a contract where the period between the payment by the customer and the transfer of the promised goods or services is one year or less, the transaction price is not adjusted for the effects of a significant financing component, using the practical expedient in HKFRS 15.

Interest income

Interest income for all interest-bearing financial instruments is recognised as it accrues using the effective interest method.

The effective interest method is a method of calculating the amortised cost of a financial asset and of allocating the interest income over the relevant period. The effective interest rate is the rate exactly discounts estimated future cash payments or receipts through the expected life of the financial instrument or, when appropriate, a shorter period to the net carrying amount of the financial asset. When calculating the effective interest rate, the Company estimates cash flows considering all contractual terms of the financial instrument (for example, prepayment, call and similar options) but does not consider future credit losses. The calculation includes all fees and points paid or received between parties to the contract that are an integral part of the effective interest rate, transaction costs and all other premiums or discounts.

For impaired loans, the accrual of interest income based on the original terms of the loans is discounted, but any increase in the present value of impaired loans due to the passage of time is reported as interest income.

2.4 MATERIAL ACCOUNTING POLICIES (continued)

Revenue recognition (continued)

Fee and commission income

Fee and commission income that are integral to the effective interest rate on a financial asset or financial liability are included in the effective interest rate calculation as noted above.

Other fee and commission income is recognised in the statement of profit or loss when the corresponding service is provided. Origination or commitment fees received by the Company which result in the creation or acquisition of a financial asset are deferred and recognised as an adjustment to the effective interest rate. If it is uncertain that a loan commitment will result in draw-down of a loan, then the related loan commitment fee is recognised as revenue on a straight-line basis over the commitment period. Arrangement fee income for loan commitment that the Company has not participated will be recognised as revenue from contracts with customers at a point in time when the performance obligation is satisfied upon entering of the loan agreement.

Net trading income

Net trading income comprises all gains and losses from changes in fair value (net of accrued coupon) of such financial assets and financial liabilities, together with interest income and expense and dividend income attributable to those financial instruments.

Income tax

Income tax comprises current and deferred tax. Income tax relating to items recognised outside profit or loss is recognised outside profit or loss, either in other comprehensive income ("OCI") or directly in equity.

Current tax assets and liabilities are measured at the amount expected to be recovered from or paid to the taxation authorities, based on tax rates (and tax laws) that have been enacted or substantively enacted by the end of the reporting period, taking into consideration interpretations and practices prevailing in the countries in which the Company operates.

Deferred tax is provided, using the liability method, on all temporary differences at the end of the reporting period between the tax bases of assets and liabilities and their carrying amounts for financial reporting purposes.

Deferred tax liabilities are recognised for all taxable temporary differences, except:

- when the deferred tax liability arises from the initial recognition of an asset or liability in a transaction that is not a business combination and, at the time of the transaction, affects neither the accounting profit nor taxable profit or loss; and
- in respect of taxable temporary differences associated with investments in subsidiaries and joint ventures, when the timing of the reversal of the temporary differences can be controlled and it is probable that the temporary differences will not reverse in the foreseeable future.

2.4 MATERIAL ACCOUNTING POLICIES (continued)

Income tax (continued)

Deferred tax assets are recognised for all deductible temporary differences, the carryforward of unused tax credit and any unused tax losses. Deferred tax assets are recognised, to the extent that it is probable that taxable profit will be available against which the deductible temporary differences, and the carryforward of unused tax credit and unused tax losses can be utilised except:

- when the deferred tax asset relating to the deductible temporary differences arises from the initial recognition of an asset or a liability in a transaction that is not a business combination and, at the time of the transaction, affects neither the accounting profit nor taxable profit or loss; and
- in respect of deductible temporary differences associated with investments in subsidiaries and joint ventures, deferred tax assets are only recognised to the extent that it is probable that the temporary differences will reverse in the foreseeable future and taxable profit will be available against which the temporary differences can be utilised.

The carrying amount of deferred tax assets is reviewed at the end of each reporting period and reduced to the extent that it is no longer probable that sufficient taxable profit will be available to allow all or part of the deferred tax asset to be utilised. Unrecognised deferred tax assets are reassessed at the end of each reporting period and are recognised to the extent that it is probable that sufficient taxable profit will be available to allow all or part of the deferred tax asset to be recovered.

Deferred tax assets and liabilities are measured at the tax rates that are expected to apply to the period when the asset is realised or the liability is settled, based on tax rates (and tax laws) that have been enacted or substantively enacted at the end of the reporting period.

Deferred tax assets and deferred tax liabilities are offset if a legally enforceable right exists to set off current tax assets against current tax liabilities and the deferred taxes relate to the same taxable entity and the same taxation authority. Deferred tax liabilities are provided in full while deferred tax assets are recognised to the extent that it is probable that future taxable profit will be available against which the temporary differences can be utilised.

Employee benefits

Short term employee benefits and contributions to defined contribution retirement plans.

Salaries, annual bonuses, paid annual leave, leave passage, contributions to defined contribution retirement plans and the cost of non-monetary benefits are accrued in the year in which the associated services are rendered by employees. Where payment or settlement is deferred and the effect would be material, these amounts are stated at their present values.

2.4 MATERIAL ACCOUNTING POLICIES (continued)

Foreign currencies

These financial statements are presented in United States dollars ("US\$"), which is the Company's functional currency. Foreign currency transactions recorded by the Company are initially recorded using their respective functional currency rates prevailing at the dates of the transactions. Monetary assets and liabilities denominated in foreign currencies are translated at the functional currency rates of exchange ruling at the end of the reporting period. Differences arising on settlement or translation of monetary items are recognised in profit or loss.

Non-monetary items that are measured in terms of historical cost in a foreign currency are translated using the exchange rates at the dates of the initial transactions. Non-monetary items measured at fair value in a foreign currency are translated using the exchange rates at the date when the fair value was measured. The gain or loss arising on translation of a non-monetary items measured at fair value is treated in line with the recognition of the gain or loss on change in fair value of the item (i.e., translation difference on the item whose fair value gain or loss is recognised in OCI or profit or loss is also recognised in OCI or profit or loss, respectively).

Related parties

A party is considered to be related to the Company if:

- (a) the party is a person or a close member of that person's family and that person
 - (i) has control or joint control over the Company;
 - (ii) has significant influence over the Company; or
 - (iii) is a member of the key management personnel of the Company or of a parent of the Company;

or

- (b) the party is an entity where any of the following conditions applies
 - (i) the entity and the Company are members of the same group;
 - (ii) one entity is an associate or joint venture of the other entity (or of a parent, subsidiary or fellow subsidiary of the other entity);
 - (iii) the entity and the Company are joint ventures of the same third party;
 - (iv) one entity is a joint venture of a third entity and the other entity is an associate of the third entity;
 - (v) the entity is a post-employment benefit plan for the benefit of employees of either the Company or an entity related to the Company;
 - (vi) the entity is controlled or jointly controlled by a person identified in (a);
 - (vii) a person identified in (a)(i) has significant influence over the entity or is a member of the key management personnel of the entity (or of a parent of the entity); and
 - (viii) the entity, or any member of a group of which it is a part, provides key management personnel services to the Company or to the parent of the Company.

Dividends

Final dividends are recognised as a liability when they are approved by the shareholders in a general meeting. In prior years, final dividend proposed by the directors were classified as a separate allocation of retained profits within the equity section of the statement of financial position, until they have been approved by the shareholders in a general meeting.

Interim dividends are simultaneously proposed and declared, because the Company's memorandum and articles of association grant the directors the authority to declare interim dividends. Consequently, interim dividends are recognised immediately as a liability when they are proposed and declared.

3. SIGNIFICANT ACCOUNTING JUDGEMENTS AND ESTIMATES

The preparation of the Company's financial statements requires management to make judgements, estimates and assumptions that affect the reported amounts of revenues, expenses, assets and liabilities, and their accompanying disclosures, and the disclosure of contingent liabilities. Uncertainty about these assumptions and estimates could result in outcomes that could require a material adjustment to the carrying amounts of the assets or liabilities affected in the future.

Judgements

In the process of applying the Company's accounting policies, management has made the following judgements, apart from those involving estimations, which have the most significant effect on the amounts recognised in the financial statements:

Revenue from contracts with customers

The Company applied judgements in determining the amount and timing of revenue arising from the provision of management and arrangement services.

For management, commitment and arrangement services, the Company concluded that revenue is recognised at a point in time when the Company has rendered the service to a customer and the Company has the present right of payment and the collection of the consideration is probable.

Impairment of assets

In determining whether an asset is impaired or the event previously causing the impairment no longer exists, the Company has to exercise judgement in the area of asset impairment, particularly in assessing: (1) whether an event has occurred that may affect the asset value or such event affecting the asset value has not been in existence; (2) whether the carrying value of an asset can be supported by the net present value of future cash flows which are estimated based upon the continued use of the asset or derecognition; and (3) the appropriate key assumptions to be applied in preparing cash flow projections including whether these cash flow projections are discounted using an appropriate rate. Changing the assumptions selected by management to determine the level of impairment, including the discount rates or the growth rate assumptions in the cash flow projections, could materially affect the net present value used in the impairment test.

Estimation uncertainty

The key assumptions concerning the future and other key sources of estimation uncertainty at the end of the reporting period, that have a significant risk of causing a material adjustment to the carrying amounts of assets and liabilities within the next financial year, are described below.

Leases – Estimating the incremental borrowing rate

The Company cannot readily determine the interest rate implicit in a lease, and therefore, it uses an incremental borrowing rate ("IBR") to measure lease liabilities. The IBR is the rate of interest that the Company would have to pay to borrow over a similar term, and with a similar security, the funds necessary to obtain an asset of a similar value to the right-of-use asset in a similar economic environment. The IBR therefore reflects what the Company "would have to pay", which requires estimation when no observable rates are available (such as for subsidiaries that do not enter into financing transactions) or when it needs to be adjusted to reflect the terms and conditions of the lease (for example, when leases are not in the subsidiary's functional currency). The Company estimates the IBR using observable inputs (such as market interest rates) when available and is required to make certain entity-specific estimates (such as the subsidiary's stand-alone credit rating).

3. SIGNIFICANT ACCOUNTING JUDGEMENTS AND ESTIMATES (continued)

Estimation uncertainty (continued)

Provision for expected credit losses on in-scope financial instruments under HKFRS 9

The Company uses an expected credit loss model to calculate ECLs for in-scope financial instruments under HKFRS 9. For other financial instruments, the provision rates are based on the estimated probability of default of companies with similar credit ratings, with adjustment to reflect the current conditions and forecasts of future economic conditions, as appropriate.

The Company calibrates the model to adjust the expected credit loss experience with forward-looking information. For instance, if forecast economic conditions (i.e., gross domestic products) are expected to deteriorate over the next year which can lead to an increased number of defaults in the brokerage sector, the probability of default rates is adjusted. At each reporting date, the parameters are updated and changes in the forward-looking estimates are analysed.

The assessment of the correlation among historical observed default rates, forecast economic conditions and ECLs is a significant estimate. The amount of ECLs is sensitive to changes in circumstances and forecast economic conditions. The Company's historical credit loss experience and forecast of economic conditions may also not be representative of the customer's actual default in the future. Further details are contained in note 14, 15, and 28 to the financial statements.

Recognition of deferred tax assets

Deferred tax assets on unused tax losses are recognised and the determination of the amount to be recognised requires significant management judgement. Deferred tax assets on unused tax losses are recognised to the extent that it is probable that taxable profit will be available against which the losses can be utilised. Judgement is required to determine the amount of deferred tax assets that can be recognised, based upon the likely timing and level of future taxable profits.

At 31 December 2023, net deferred tax assets of US\$1,493,474 (2022: US\$2,554,735) have been recognised in the Company's statement of financial position in respect of the accelerated tax depreciation, impairment allowances, changes of fair value of financial investments at fair value through other comprehensive income.

KEXIM ASIA LIMITED

NOTES TO FINANCIAL STATEMENTS

31 December 2023

4. INTEREST INCOME AND INTEREST EXPENSES

	2023 US\$	2022 US\$
(a) Interest income		
Debt investment securities	12,008,721	6,651,876
Loans and advances to banks and other financial institutions	5,067,827	1,598,608
Loans and advances to customers	<u>20,984,078</u>	<u>10,224,021</u>
	<u>38,060,626</u>	<u>18,474,505</u>
(b) Interest expenses		
Deposits from banks and other financial institutions	18,965,331	6,753,970
Borrowings	10,698,975	2,884,066
Subordinated liabilities	949,360	519,011
Interest on lease liabilities	<u>50,689</u>	<u>12,209</u>
	<u>30,664,355</u>	<u>10,169,256</u>

All interest income derived from financial assets was calculated using effective interest rate method.

5. NET FEE AND COMMISSION INCOME

	2023 US\$	2022 US\$
(a) Fee and commission income		
Revenue from contracts with customers		
Arrangement fee	<u>69,380</u>	<u>53,250</u>
Revenue from other sources		
Origination and commitment fee	<u>152,853</u>	<u>658,177</u>
(b) Fee and commission expenses		
Foreign exchange transaction fees	<u>48,670</u>	<u>35,732</u>

6. NET GAIN ON SALE OF DEBT INVESTMENT SECURITIES AT FAIR VALUE THROUGH OTHER COMPREHENSIVE INCOME

	2023 US\$	2022 US\$
Net gain on sale of debt investment securities	<u>115,227</u>	<u>-</u>

KEXIM ASIA LIMITED

NOTES TO FINANCIAL STATEMENTS

31 December 2023

7. NET CHARGE OF IMPAIRMENT ALLOWANCES

	2023 US\$	2022 US\$
Loans and advances to banks and other financial institutions	35,361	32,748
Loans and advances to customers	80,200	(15,816)
Debt investment securities	37,065	509
Loan commitments	<u>43,358</u>	<u>(1,694)</u>
Net charge of impairment allowances	<u>195,984</u>	<u>15,747</u>

8. PROFIT BEFORE TAX

The Company's profit before tax is arrived at after charging:

	2023 US\$	2022 US\$
(a) Staff costs		
Salaries and other benefits	1,599,853	1,442,008
Contributions to Mandatory Provident Fund	<u>18,729</u>	<u>16,351</u>
	<u>1,618,582</u>	<u>1,458,359</u>
(b) Depreciation		
Depreciation of property and equipment (note 13)	173,037	176,060
Depreciation of right-of-use assets (note 13)	<u>814,411</u>	<u>775,396</u>
	<u>987,448</u>	<u>951,456</u>
(c) Amortisation of intangible assets	<u>1,578</u>	<u>28,835</u>
(d) Other operating expenses		
Rental rates	31,941	31,940
Auditor's remuneration	105,945	93,220
Legal and professional fee	279,785	493,364
Others	<u>511,246</u>	<u>399,980</u>
	<u>928,917</u>	<u>1,018,504</u>
	<u>3,536,525</u>	<u>3,457,154</u>

KEXIM ASIA LIMITED

NOTES TO FINANCIAL STATEMENTS

31 December 2023

9. DIRECTORS' REMUNERATION

Directors' remuneration disclosed pursuant to section 383(1)(a) of the Hong Kong Companies Ordinance and Part 2 of the Companies (Disclosure of Information about Benefits of Directors) Regulation, is as follows:

	2023 US\$	2022 US\$
Directors' fees	52,144	52,117
Salaries, allowances, pension scheme contributions and benefits in kind	<u>384,266</u>	<u>399,478</u>
	<u>436,410</u>	<u>451,595</u>

10. INCOME TAX

Under the two-tiered profit tax rates regime, Hong Kong profits tax has been provided at the rate of 8.25% (2022: 8.25%) on estimated assessable profits of first HK\$2 million (2022: HK\$2 million) arising in Hong Kong during the year. The remainder of the assessable profits will continue to be taxed at 16.5% (2022: 16.5%).

	2023 US\$	2022 US\$
Current tax – Hong Kong Profits Tax		
Provision for the year	668,983	911,703
Overprovision in prior years	(1,600)	(4,704)
Deferred tax (note 12)	<u>(50,430)</u>	<u>(18,430)</u>
Total tax charge for the year	<u>616,953</u>	<u>888,569</u>

A reconciliation of the tax expense applicable to profit before tax using the statutory rate to the tax expense at the effective tax rate, and a reconciliation of the applicable rates (i.e., the statutory tax rates) to the effective tax rates, are as below:

	2023 US\$	2022 US\$
Profit before tax	<u>3,905,467</u>	<u>5,513,190</u>
Tax at the statutory income tax rate of 16.5% (2022: 16.5%)	644,402	909,676
Adjustments in respect of current tax of previous periods	(1,600)	(4,704)
Income not taxable	(34,483)	(710)
Tax effect of first HK\$2,000,000 assessable profits taxed at 8.25%	(21,073)	(21,161)
Others	<u>29,707</u>	<u>5,468</u>
Tax expense at the Company's effective rate of 15.8% (2022: 16.1%)	<u>616,953</u>	<u>888,569</u>

KEXIM ASIA LIMITED

NOTES TO FINANCIAL STATEMENTS

31 December 2023

11. OTHER COMPREHENSIVE INCOME

	2023 US\$	2022 US\$
Changes in fair value during the year	6,824,052	(12,819,382)
Charge for/(reversal of) credit loss allowances	38,743	(9,914)
Reclassification to profit or loss	(107,306)	233,281
Net gain on disposal	20,773	-
Income tax effect	<u>(1,111,691)</u>	<u>2,076,707</u>
Net movement in the fair value reserve during the year recognised in other comprehensive income	<u>5,664,571</u>	<u>(10,519,308)</u>

12. DEFERRED TAX ASSETS

The components of deferred tax assets recognised in the statement of financial position and the movements during the year are as follows:

	Accelerated tax depreciation US\$	Impairment allowances US\$	Fair value adjustments for debt investment securities at fair value through other comprehensive income US\$	Total US\$
At 1 January 2022	2,517	155,693	301,388	459,598
Recognised in profit or loss (note 10)	15,832	2,598	-	18,430
Recognised in other comprehensive income	<u>-</u>	<u>-</u>	<u>2,076,707</u>	<u>2,076,707</u>
At 31 December 2022 and 1 January 2023	18,349	158,291	2,378,095	2,554,735
Recognised in profit or loss (note 10)	18,093	32,337	-	50,430
Recognised in other comprehensive income	<u>-</u>	<u>-</u>	<u>(1,111,691)</u>	<u>(1,111,691)</u>
At 31 December 2023	<u>36,442</u>	<u>190,628</u>	<u>1,266,404</u>	<u>1,493,474</u>

KEXIM ASIA LIMITED

NOTES TO FINANCIAL STATEMENTS

31 December 2023

13. PROPERTY AND EQUIPMENT, RIGHT OF USE ASSETS AND LEASES

	Owned assets				Right-of-use assets	Total US\$
	Leasehold improvements US\$	Computer equipment US\$	Furniture and fixtures US\$	Sub-total US\$	Premises, properties and vehicles leased for own use (note (a)) US\$	
2023						
Cost:						
At 1 January 2023	382,048	448,776	88,528	919,352	2,116,293	3,035,645
Additions	13,988	71,449	3,674	89,111	598,920	688,031
Lease modifications	-	-	-	-	1,267,842	1,267,842
Disposals	-	-	-	-	(315,441)	(315,441)
Termination of lease contracts	-	-	-	-	(285,689)	(285,689)
At 31 December 2023	<u>396,036</u>	<u>520,225</u>	<u>92,202</u>	<u>1,008,463</u>	<u>3,381,925</u>	<u>4,390,388</u>
Accumulated depreciation:						
At 1 January 2023	239,521	379,309	41,514	660,344	1,158,749	1,819,093
Charge for the year	127,189	29,604	16,244	173,037	814,411	987,449
Written back on disposals	-	-	-	-	(126,640)	(126,640)
Written back on termination of lease contracts	-	-	-	-	(285,689)	(285,689)
At 31 December 2023	<u>366,710</u>	<u>408,913</u>	<u>57,758</u>	<u>833,381</u>	<u>1,560,831</u>	<u>2,394,212</u>
Net carrying amount:						
At 31 December 2023	<u>29,326</u>	<u>111,312</u>	<u>34,444</u>	<u>175,082</u>	<u>1,821,094</u>	<u>1,996,176</u>
2022						
Cost:						
At 1 January 2022	382,048	398,793	88,528	869,369	1,682,941	2,552,310
Additions	-	59,675	-	59,675	767,730	827,405
Disposals	-	(9,692)	-	(9,692)	-	(9,692)
Termination of lease contracts	-	-	-	-	(334,378)	(334,378)
At 31 December 2022	<u>382,048</u>	<u>448,776</u>	<u>88,528</u>	<u>919,352</u>	<u>2,116,293</u>	<u>3,035,645</u>
Accumulated depreciation:						
At 1 January 2022	112,184	357,837	23,955	493,976	712,221	1,206,197
Charge for the year	127,337	31,164	17,559	176,060	775,396	951,456
Written back on disposals	-	(9,692)	-	(9,692)	-	(9,692)
Written back on termination of lease contracts	-	-	-	-	(328,868)	(328,868)
At 31 December 2022	<u>239,521</u>	<u>379,309</u>	<u>41,514</u>	<u>660,344</u>	<u>1,158,749</u>	<u>1,819,093</u>
Net carrying amount:						
At 31 December 2022	<u>142,527</u>	<u>69,467</u>	<u>47,014</u>	<u>259,008</u>	<u>957,544</u>	<u>1,216,552</u>

Note:

(a) The Company leases certain of its office premises, staff quarters and a motor vehicle used in its operations. Leases for these assets are negotiated for terms ranging from one to five years (2022: one to five years).

KEXIM ASIA LIMITED

NOTES TO FINANCIAL STATEMENTS

31 December 2023

13. PROPERTY AND EQUIPMENT, RIGHT OF USE ASSETS AND LEASES (continued)

Movements of carrying amounts of lease liabilities

	2023 US\$	2022 US\$
At 1 January	958,815	971,675
Additions	598,920	767,730
Lease modifications	1,267,842	-
Accretion of interest	50,689	12,209
Payments	(855,116)	(787,322)
Termination of lease contracts	<u>(188,801)</u>	<u>(5,477)</u>
At 31 December	<u>1,832,349</u>	<u>958,815</u>
Current	<u>572,534</u>	<u>650,472</u>
Non-current	<u>1,259,815</u>	<u>308,343</u>

The weighted average incremental borrowing rate applied to the lease liabilities recognized at 31 December 2023 was 3.82% (2022: 1.25%).

Amounts recognised in the statement of profit or loss

	2023 US\$	2022 US\$
Depreciation expense of right-of-use assets	814,411	775,396
Interest expense on lease liabilities	50,689	12,209
Loss on termination of lease contracts	<u>-</u>	<u>33</u>
	<u>865,100</u>	<u>787,638</u>

KEXIM ASIA LIMITED

NOTES TO FINANCIAL STATEMENTS

31 December 2023

14. LOANS AND ADVANCES

(a) Loans and advances less impairment

	2023 US\$	2022 US\$
Gross loans and advances to banks and other financial institutions	111,031,592	76,113,034
Less: Impairment allowances		
- Stage 1	(92,342)	(56,981)
- Stage 2	-	-
- Stage 3	-	-
	<u>110,939,250</u>	<u>76,056,053</u>
Gross loans and advances to customers	308,736,778	315,762,406
Less: Impairment allowances		
- Stage 1	(862,448)	(782,248)
- Stage 2	-	-
- Stage 3	-	-
	<u>307,874,330</u>	<u>314,980,158</u>
Net loans and advances to		
- banks and other financial institutions	110,939,250	76,056,053
- customers	<u>307,874,330</u>	<u>314,980,158</u>
	<u>418,813,580</u>	<u>391,036,211</u>

An analysis of changes in the gross amount of loans and advances is as follow:

2023

	12-month ECLs		Lifetime ECLs		US\$
	Stage 1 US\$	Stage 2 US\$	Stage 3 US\$	US\$	
Gross loans and advances at beginning of year	391,875,440	-	-	-	391,875,440
New financial assets originated	268,517,845	-	-	-	268,517,845
Financial assets that have been repaid	<u>(240,624,915)</u>	-	-	-	<u>(240,624,915)</u>
Gross loans and advances at end of year	<u>419,768,370</u>	-	-	-	<u>419,768,370</u>

KEXIM ASIA LIMITED

NOTES TO FINANCIAL STATEMENTS

31 December 2023

14. LOANS AND ADVANCES (continued)

(a) Loans and advances less impairment (continued)

2022

	12-month ECLs	Lifetime ECLs		US\$
	Stage 1 US\$	Stage 2 US\$	Stage 3 US\$	
Gross loans and advances at beginning of year	348,043,028	-	-	348,043,028
New financial assets originated	166,298,789	-	-	166,298,789
Financial assets that have been repaid	<u>(122,466,377)</u>	<u>-</u>	<u>-</u>	<u>(122,466,377)</u>
Gross loans and advances at end of year	<u>391,875,440</u>	<u>-</u>	<u>-</u>	<u>391,875,440</u>

(b) Movement in impairment allowances

2023

	12-month ECLs	Lifetime ECLs		US\$
	Stage 1 US\$	Stage 2 US\$	Stage 3 US\$	
Balance at beginning of year	839,229	-	-	839,229
New assets originated or purchased	586,763	-	-	586,763
Payments and assets derecognised	(517,246)	-	-	(517,246)
Movement due to change in credit risk	<u>46,044</u>	<u>-</u>	<u>-</u>	<u>46,044</u>
Balance at end of year	<u>954,790</u>	<u>-</u>	<u>-</u>	<u>954,790</u>

KEXIM ASIA LIMITED

NOTES TO FINANCIAL STATEMENTS

31 December 2023

14. LOANS AND ADVANCES (continued)

(b) Movement in impairment allowances (continued)

2022

	12-month	Lifetime ECLs		US\$
	Stage 1 US\$	Stage 2 US\$	Stage 3 US\$	
Balance at beginning of year	822,297	-	-	822,297
New assets originated or purchased	580,083	-	-	580,083
Payments and assets derecognised	(565,154)	-	-	(565,154)
Movement due to change in credit risk	2,003	-	-	2,003
Balance at end of year	<u>839,229</u>	<u>-</u>	<u>-</u>	<u>839,229</u>

Provision for expected credit losses is assessed at each reporting date by considering the probability of default of comparable companies with published credit ratings. As at 31 December 2023, the probability of default applied ranged from 0.03% to 2.02% (2022: 0.03% to 2.02%) and the loss given default was estimated to be ranged from 71.44% to 73.68% (2022: 71.62% to 73.78%).

15. DEBT INVESTMENT SECURITIES

	2023 US\$	2022 US\$
Debt investment securities measured at		
- fair value through other comprehensive income (note (a))	302,488,668	262,653,791
- amortised cost (note (b))	<u>34,868,538</u>	<u>34,809,574</u>
Total debt investment securities	<u>337,357,206</u>	<u>297,463,365</u>
(a) Debt investment securities measured at fair value through other comprehensive income:		
- Debt investment securities, listed in Hong Kong	47,951,158	89,309,922
- Debt investment securities, listed outside Hong Kong	<u>254,537,510</u>	<u>173,343,869</u>
	<u>302,488,668</u>	<u>262,653,791</u>
Issued by:		
Banks and other financial institutions	183,399,183	190,784,821
Corporate entities	<u>119,089,485</u>	<u>71,868,970</u>
	<u>302,488,668</u>	<u>262,653,791</u>

KEXIM ASIA LIMITED

NOTES TO FINANCIAL STATEMENTS

31 December 2023

15. DEBT INVESTMENT SECURITIES (continued)

(b) Debt investment securities measured at amortised cost:

- Debt investment securities, listed outside Hong Kong	34,879,058	34,821,772
Less: Impairment allowances	(10,520)	(12,198)
	<u>34,868,538</u>	<u>34,809,574</u>
Issued by:		
Banks and other financial institutions	14,905,471	14,867,042
Corporate entities	19,973,587	19,954,730
	<u>34,879,058</u>	<u>34,821,772</u>

(c) Movement in impairment allowances

Debt investment securities measured at fair value through other comprehensive income

2023

	12-month	Lifetime ECLs		US\$
	ECLs	Stage 2	Stage 3	
	Stage 1	Stage 2	Stage 3	
	US\$	US\$	US\$	
Balance at beginning of year	107,923	-	-	107,923
New assets originated or purchased	26,964	-	-	26,964
Payments and assets derecognised	(20,440)	-	-	(20,440)
Movement due to change in credit risk	<u>32,219</u>	<u>-</u>	<u>-</u>	<u>32,219</u>
Balance at end of year	<u>146,666</u>	<u>-</u>	<u>-</u>	<u>146,666</u>

2022

	12-month	Lifetime ECLs		US\$
	ECLs	Stage 2	Stage 3	
	Stage 1	Stage 2	Stage 3	
	US\$	US\$	US\$	
Balance at beginning of year	117,837	-	-	117,837
New assets originated or purchased	8,320	-	-	8,320
Payments and assets derecognised	(9,578)	-	-	(9,578)
Movement due to change in credit risk	<u>(8,656)</u>	<u>-</u>	<u>-</u>	<u>(8,656)</u>
Balance at end of year	<u>107,923</u>	<u>-</u>	<u>-</u>	<u>107,923</u>

KEXIM ASIA LIMITED

NOTES TO FINANCIAL STATEMENTS

31 December 2023

15. DEBT INVESTMENT SECURITIES (continued)

(c) Movement in impairment allowances (continued)

Debt investment securities measured at amortised cost

2023

	12-month ECLs	Lifetime ECLs		US\$
	Stage 1 US\$	Stage 2 US\$	Stage 3 US\$	
Balance at beginning of year	12,198	-	-	12,198
Movement due to change in credit risk	<u>(1,678)</u>	<u>-</u>	<u>-</u>	<u>(1,678)</u>
Balance at end of year	<u>10,520</u>	<u>-</u>	<u>-</u>	<u>10,520</u>

2022

	12-month ECLs	Lifetime ECLs		US\$
	Stage 1 US\$	Stage 2 US\$	Stage 3 US\$	
Balance at beginning of year	1,775	-	-	1,775
New assets originated or purchased	10,333	-	-	10,333
Movement due to change in credit risk	<u>90</u>	<u>-</u>	<u>-</u>	<u>90</u>
Balance at end of year	<u>12,198</u>	<u>-</u>	<u>-</u>	<u>12,198</u>

Provision for expected credit losses is assessed at each reporting date by considering the probability of default of comparable companies with published credit ratings. As at 31 December 2023, the probability of default applied ranged from 0.02% to 0.22% (2022: 0.04% to 0.23%) and the loss given default was estimated to be 45% (2022: 45%).

KEXIM ASIA LIMITED

NOTES TO FINANCIAL STATEMENTS

31 December 2023

16. OTHER ASSETS

	2023 US\$	2022 US\$
Accrued interest receivable	6,284,399	4,785,819
Others	719,197	516,670
Intangible assets	<u>191,181</u>	<u>193,239</u>
	<u>7,194,777</u>	<u>5,495,728</u>

The financial assets included in the above balances relate to receivables for which there was no recent history of default and past due amounts. As at 31 December 2023 and 2022, the impairment allowance was assessed to be minimal.

Intangible assets represent club debentures stated at cost less amortisation. For the purpose of impairment testing on club debentures, the recoverable amount has been determined based on its fair value less costs to sell, which is estimated based on prices quoted in the secondary market.

17. CASH AND BANK BALANCES WITH BANKS AND OTHER FINANCIAL INSTITUTIONS

	2023 US\$	2022 US\$
Bank balances	<u>5,400,683</u>	<u>18,947,308</u>

18. OTHER LIABILITIES

	2023 US\$	2022 US\$
Accrued interest payable	6,807,732	3,295,543
Other payables	<u>739,629</u>	<u>885,373</u>
	<u>7,547,361</u>	<u>4,180,916</u>

19. CERTIFICATE OF DEPOSITS ISSUED

	2023 US\$	2022 US\$
Certificate of deposits issued	<u>213,147,311</u>	<u>58,836,290</u>

As at 31 December 2023, the zero-coupon certificate of deposits were issued at discount thereafter until 5 June 2024 (2022: the zero-coupon certificate of deposits issued at discount thereafter until 8 September 2023).

KEXIM ASIA LIMITED

NOTES TO FINANCIAL STATEMENTS

31 December 2023

20. BORROWINGS FROM THE ULTIMATE HOLDING COMPANY

	2023 US\$	2022 US\$
Short-term borrowings	<u>185,000,000</u>	<u>100,000,000</u>

At 31 December 2023, the short-term borrowings from the ultimate holding company bear interest at 3-month LIBOR or 3-month CME Term SOFR and a spread of 0% to 0.65% and are repayable in 2024 (2022: the short-term borrowings from the ultimate holding company bear interest at 3-month LIBOR and a spread of 0% to 0.48% and are repayable in 2023).

21. BORROWINGS FROM OTHER FINANCIAL INSTITUTIONS

	2023 US\$	2022 US\$
Short-term borrowing	40,000,000	50,000,000
Long-term borrowing	<u>50,000,000</u>	<u>-</u>
	<u>90,000,000</u>	<u>50,000,000</u>

At 31 December 2023, the short-term borrowing from other financial institutions bears interest at 3-month LIBOR and a spread of 0.7% and is repayable on 20 November 2024, and the long-term borrowing from other financial institutions bears interest at 3-month LIBOR and a spread of 0.87% and is repayable on 29 August 2025 (2022: the short-term borrowing from other financial institutions bears interest at 3-month LIBOR and a spread of 0.94% and is repayable on 23 August 2023).

22. SUBORDINATED LIABILITIES

	2023 US\$	2022 US\$
Borrowings from the ultimate holding company - subordinated floating rate at 3-month LIBOR plus 1.6% thereafter until 27 September 2028 (2022: 3-month LIBOR plus 1.6%)	<u>-</u>	<u>14,997,069</u>

With the approval from the HKMA, the Company settled all of the liabilities on 30 November 2023.

23. SHARE CAPITAL

	2023 US\$	2022 US\$
Issued and fully paid: 130,000,000 (2022: 130,000,000) ordinary shares At beginning and end of year	<u>130,000,000</u>	<u>130,000,000</u>

KEXIM ASIA LIMITED

NOTES TO FINANCIAL STATEMENTS

31 December 2023

24. ASSETS PLEDGED AS SECURITY

The following assets have been pledged as collateral for own liabilities:

	2023 US\$	2022 US\$
Secured liabilities (included in deposits and balances from from banks and other financial institutions and accrued interest payable)	<u>30,148,545</u>	<u>51,102,878</u>
Assets pledged:		
- Debt investment securities	<u>32,385,228</u>	<u>55,803,751</u>

These transactions are conducted under terms that are usual and customary to standard lending and securities borrowing and lending activities.

25. OFF-BALANCE SHEET EXPOSURES

Contingent liabilities and commitments

The following is a summary of the contractual amounts of each significant class of contingent liabilities and commitments:

	2023 US\$	2022 US\$
Loan commitments		
- with an original maturity of one year or above	<u>73,615,344</u>	<u>-</u>
Credit risk weighted amount	<u>14,723,069</u>	<u>-</u>

Contingent liabilities and commitments are credit-related instruments which include commitments to extend credit. The risk involved is essentially the same as the credit risk involved in extending loan facilities to customers. The contractual amounts represent the amounts at risk should the contract be fully drawn upon and the customer default. As the facilities may expire without being drawn upon, the contractual amounts do not represent expected future cash flows.

The risk weights used in the computation of credit risk weighted amounts range from 0% to 100% for contingent liabilities and commitments.

During the year ended 31 December 2023 and 2022, the movements in the impairment allowance for loan commitments are as follows:.

	2023 US\$	2022 US\$
Balance at beginning of year	-	1,694
Net charge/(release) of impairment allowances	<u>43,358</u>	<u>(1,694)</u>
Balance at end of year	<u>43,358</u>	<u>-</u>

KEXIM ASIA LIMITED

NOTES TO FINANCIAL STATEMENTS

31 December 2023

25. OFF-BALANCE SHEET EXPOSURES (continued)

Provision for expected credit losses is assessed at each reporting date by considering the probability of default of comparable companies with published credit ratings. As at 31 December 2023, the probability of default applied ranged from 0.03% to 0.43% and the loss given default was estimated to be 71.1%. (2022: Nil)

26. NOTES TO THE STATEMENT OF CASH FLOWS

Changes in liabilities arising from financing activities

2023

	Borrowings US\$	Accrued interest payables (included in other liabilities) US\$	Lease liabilities US\$
At beginning of year	150,000,000	1,326,192	958,815
Changes from financing cash flows			
New borrowings	175,000,000	-	-
Repayment	(50,000,000)	-	-
Interest paid	-	(7,167,236)	-
Disposal of lease liabilities	-	-	(188,801)
Interest portion of lease rentals paid	-	-	(50,689)
Principal portion of lease rentals paid	-	-	(804,427)
Other changes			
New leases	-	-	1,866,762
Finance costs on lease liabilities	-	-	50,689
Interest expenses	-	11,648,335	-
At end of year	<u>275,000,000</u>	<u>5,807,291</u>	<u>1,832,349</u>

KEXIM ASIA LIMITED

NOTES TO FINANCIAL STATEMENTS

31 December 2023

26. NOTES TO THE STATEMENT OF CASH FLOWS (continued)

Changes in liabilities arising from financing activities (continued)

2022

	Borrowings US\$	Accrued interest payables (included in other liabilities) US\$	Lease liabilities US\$
At beginning of year	94,530,730	531,273	971,675
Changes from financing cash flows			
New borrowings	150,000,000	-	-
Repayment	(94,530,730)	-	-
Interest paid	-	(2,608,158)	-
Disposal of lease liabilities	-	-	(5,477)
Interest portion of lease rentals paid	-	-	(12,209)
Principal portion of lease rentals paid	-	-	(775,113)
Other changes			
New leases	-	-	767,730
Finance costs on lease liabilities	-	-	12,209
Interest expenses	-	3,403,077	-
At end of year	<u>150,000,000</u>	<u>1,326,192</u>	<u>958,815</u>

Total cash outflow for leases

The total cash outflow for leases included in the statement of cash flows is as follows:

	2023 US\$	2022 US\$
Within financing cash flows	<u>855,116</u>	<u>787,322</u>

27. MATERIAL RELATED PARTY TRANSACTIONS

The Company entered into the following material related party transactions:

Transactions with group companies

During the year, the Company entered into transactions with related parties in the ordinary course of its business including lending, acceptance and placement of inter-bank deposits, correspondent banking transactions and off-balance sheet transactions. The Company has internal policies to control connected lending.

KEXIM ASIA LIMITED

NOTES TO FINANCIAL STATEMENTS

31 December 2023

27. MATERIAL RELATED PARTY TRANSACTIONS (continued)

Transactions with group companies (continued)

The amounts of related-party transactions during the year and outstanding balances at the end of the reporting period are set out below:

	<u>Ultimate holding company</u>		<u>Fellow subsidiaries</u>	
	2023 US\$	2022 US\$	2023 US\$	2022 US\$
Interest expense	(8,341,699)	(2,584,955)	-	-
Operating expenses	-	-	-	(1,530)
Acceptance of deposits				
At beginning of year	3,199,693	-	-	-
Acceptance during the year	-	3,199,693	-	-
Repayment during the year	<u>(3,199,693)</u>	<u>-</u>	<u>-</u>	<u>-</u>
At end of year	<u>-</u>	<u>3,199,693</u>	<u>-</u>	<u>-</u>

Borrowings

	<i>Ultimate holding company</i>	
	2023 US\$	2022 US\$
At beginning of year	100,000,000	94,530,730
New borrowings during the year	85,000,000	100,000,000
Repayments during the year	<u>-</u>	<u>(94,530,730)</u>
At end of year	<u>185,000,000</u>	<u>100,000,000</u>

Subordinated liabilities

	<i>Ultimate holding company</i>	
	2023 US\$	2022 US\$
At beginning of year	14,997,069	14,992,069
Accrued expenses during the year	2,931	5,000
Repayments during the year	<u>(15,000,000)</u>	<u>-</u>
At end of year	<u>-</u>	<u>14,997,069</u>

Remuneration for key management personnel (note 9)

	2023 US\$	2022 US\$
Short-term employee benefits	<u>436,410</u>	<u>451,595</u>

NOTES TO FINANCIAL STATEMENTS

31 December 2023

27. MATERIAL RELATED PARTY TRANSACTIONS (continued)

Loans to directors and bodies corporate controlled by them

There were no loans to directors of the Company, including loans to bodies controlled by them, pursuant to section 383(1)(d) of the Hong Kong Companies Ordinance and Part 3 of the Companies (Disclosure of Information about Benefits of Directors) Regulation.

28. FINANCIAL RISK MANAGEMENT

Categories of financial instruments

	2023 US\$	2022 US\$
Financial assets measured at amortised cost		
Cash and balances with banks and other financial institutions	5,400,683	18,947,308
Loans and advances to banks and other financial institutions	110,939,250	76,056,053
Loans and advances to customers	307,874,330	314,980,158
Debt investment securities measured at amortised cost	34,868,538	34,809,574
Financial assets included in other assets	<u>6,506,515</u>	<u>4,988,054</u>
	<u>465,589,316</u>	<u>449,781,147</u>
Financial assets measured at fair value through other comprehensive income		
Debt investment securities measured at fair value through other comprehensive income	<u>302,488,668</u>	<u>262,653,791</u>
	<u>768,077,984</u>	<u>712,434,938</u>
Financial liabilities measured at amortised cost		
Deposits and balances from banks and other financial institutions	104,772,933	323,163,573
Deposits and balances with the ultimate holding company	-	3,199,693
Financial liabilities included in other liabilities	6,972,887	3,622,239
Borrowings from the ultimate holding company	185,000,000	100,000,000
Borrowings from other financial institutions	90,000,000	50,000,000
Certificate of deposits issued	213,147,311	58,836,290
Subordinated liabilities	-	14,997,069
Lease liabilities	<u>1,832,349</u>	<u>958,815</u>
	<u>601,725,480</u>	<u>554,777,679</u>

This section presents information about the Company's exposure to and its management and control of risks, in particular, the primary risks associated with its use of financial instruments:

- Credit risk: Loss resulting from customer or counterparty default which arises on credit exposure in all forms, including settlement risk.
- Market risk: Risk that the fair value or future cash flows of a financial instrument will fluctuate because of changes in market prices. Comprises currency risk, interest rate risk and other price risk.

28. FINANCIAL RISK MANAGEMENT (continued)

Categories of financial instruments (continued)

- Liquidity and funding risk: Risk that the Company is unable to meet its payment obligations when due, or that it is unable, on an ongoing basis, to borrow funds in the market on an unsecured, or even secured basis at an acceptable price to fund actual or proposed commitments.
- Operational risk: Risk arising from matters such as non-adherence to systems and procedures or from frauds resulting in financial or reputation loss.

The Company has established policies and procedures to identify and analyse these risks, to set appropriate risk limits and controls, and to monitor the risks and limits continually by means of reliable and up-to-date management and information systems. The Company continually modifies and enhances its risk management policies and systems to reflect changes in markets, products and best practice risk management processes. The internal auditors also perform regular audits to ensure compliance with the policies and procedure.

This note presents information about the Company's exposure to each of the above risks, the Company's objectives, policies and processes for measuring and managing risks and the Company's management of capital.

(a) Credit risk management

This category includes credit and counterparty risk from loans and advances, issuer risk from the securities business, counterparty risk from trading activities and country risk. The Company identifies and manages this risk through its (a) target market definitions, (b) credit approval process, (c) post-disbursement monitoring and (d) remedial management procedures.

Corporate credit risk

The corporate lending is generally concentrated among highly rated customers. In addition to underwriting standards, the principal means of managing credit risk is the credit approval process. The Company has policies and procedures to evaluate the potential credit risk of a particular counterparty or transaction and to approve the transaction. The Company also has a review process that ensures the proper level of review and approval depending on the size of the facility and risk grading of the credit.

The Company undertakes ongoing credit analysis and monitoring at several levels. The policies are designed to promote early detection of counterparty, industry or product exposures that require special monitoring. The Risk Management Committee monitors overall portfolio risk as well as potential problem loans on a regular basis.

Credit risk for treasury transactions

The credit risk of the Company's treasury transactions is managed in the same way as the Company manages its corporate lending risk. The Company applies a risk grading to its counterparties and sets individual counterparty limits.

31 December 2023

28. FINANCIAL RISK MANAGEMENT (continued)

(a) Credit risk management (continued)

Credit-related commitments

The risks involved in credit-related commitments and contingencies are essentially the same as the credit risk involved in extending loan facilities to customers. These transactions are, therefore, subject to the same credit application, portfolio maintenance and collateral requirements as for customers applying for loans. The Company does not provide any other guarantees which would expose the Company to credit risk.

Concentration of credit risk

Concentration of credit risk exists when changes in geographic, economic or industry factors similarly affect groups of counterparties whose aggregate credit exposure is material in relation to the Company's total exposures. The Company's portfolio of financial instruments is diversified along geographic, industry and product sectors.

(i) Maximum exposure

The maximum exposure to credit risk at the end of the reporting period without taking into consideration of any collateral held or other credit enhancements is represented by the carrying amount of each financial asset in the statement of financial position after deducting any impairment allowance. A summary of the maximum exposure before any impairment allowance is as follows:

	2023 US\$	2022 US\$
Cash and balances with banks and other financial institutions	5,400,683	18,947,308
Loans and advances to banks and other financial institutions	111,031,592	76,113,034
Loans and advances to customers	308,736,778	315,762,406
Debt investment securities	337,367,726	297,475,563
Loan commitments and other credit related commitments	<u>73,615,344</u>	<u>-</u>
	<u>836,152,123</u>	<u>708,298,311</u>

The above financial assets are classified as Stage 1 for measurement of ECLs at 31 December 2023 and 2022.

(ii) Credit quality of loans and advances

Loans and advances to banks and other financial institutions are only to banks and other financial institutions with good credit standing. At 31 December 2023 and 2022, no loans and advances to banks and other financial institutions are impaired.

The following table sets out information about the credit quality of loans and advances. The amounts in the table represent net carrying amount.

KEXIM ASIA LIMITED

NOTES TO FINANCIAL STATEMENTS

31 December 2023

28. FINANCIAL RISK MANAGEMENT (continued)

(a) Credit risk management (continued)

(ii) Credit quality of loans and advances (continued)

Loans and advances to banks and other financial institutions at amortised cost

	2023			
	Stage 1 US\$	Stage 2 US\$	Stage 3 US\$	Total US\$
Pass	111,031,592	-	-	111,031,592
Special mention	-	-	-	-
Substandard	-	-	-	-
Doubtful	-	-	-	-
Loss	-	-	-	-
Impairment allowances	(92,342)	-	-	(92,342)
Carrying amount	<u>110,939,250</u>	<u>-</u>	<u>-</u>	<u>110,939,250</u>

	2022			
	Stage 1 US\$	Stage 2 US\$	Stage 3 US\$	Total US\$
Pass	76,113,034	-	-	76,113,034
Special mention	-	-	-	-
Substandard	-	-	-	-
Doubtful	-	-	-	-
Loss	-	-	-	-
Impairment allowances	(56,981)	-	-	(56,981)
Carrying amount	<u>76,056,053</u>	<u>-</u>	<u>-</u>	<u>76,056,053</u>

Loans and advances to customers at amortised cost

	2023			
	Stage 1 US\$	Stage 2 US\$	Stage 3 US\$	Total US\$
Pass	303,736,778	-	-	303,736,778
Special mention	5,000,000	-	-	5,000,000
Substandard	-	-	-	-
Doubtful	-	-	-	-
Loss	-	-	-	-
Impairment allowances	(862,448)	-	-	(862,448)
Carrying amount	<u>307,874,330</u>	<u>-</u>	<u>-</u>	<u>307,874,330</u>

	2022			
	Stage 1 US\$	Stage 2 US\$	Stage 3 US\$	Total US\$
Pass	305,764,474	-	-	305,764,474
Special mention	9,997,932	-	-	9,997,932
Substandard	-	-	-	-
Doubtful	-	-	-	-
Loss	-	-	-	-
Impairment allowances	(782,248)	-	-	(782,248)
Carrying amount	<u>314,980,158</u>	<u>-</u>	<u>-</u>	<u>314,980,158</u>

The Company classifies the loans and advances in accordance with the loan classifications system required to be adopted for reporting to the HKMA.

As at 31 December 2023, there were no overdue or impaired loans and advances (2022: Nil).

KEXIM ASIA LIMITED

NOTES TO FINANCIAL STATEMENTS

31 December 2023

28. FINANCIAL RISK MANAGEMENT (continued)

(a) Credit risk management (continued)

(iii) Credit quality of financial assets other than loans and advances

Credit risk of treasury transactions is managed in the same way as the Company manages its corporate lending risk and risk gradings are applied to the counterparties with individual counterparty limits set.

At the end of the reporting period, the credit quality of investments in debt investment securities analysed by designation of external credit assessment institutions is as follows.

Debt investment securities at amortised cost

	2023			
	Stage 1 US\$	Stage 2 US\$	Stage 3 US\$	Total US\$
AA+ to AA-	26,887,350	-	-	26,887,350
A+ to A-	-	-	-	-
BBB+ to BBB-	7,991,708	-	-	7,991,708
Unrated	-	-	-	-
Impairment allowance	(10,520)	-	-	(10,520)
Carrying amount	<u>34,868,538</u>	<u>-</u>	<u>-</u>	<u>34,868,538</u>
	2022			
	Stage 1 US\$	Stage 2 US\$	Stage 3 US\$	Total US\$
AA+ to AA-	26,835,326	-	-	26,835,326
A+ to A-	-	-	-	-
BBB+ to BBB-	7,986,446	-	-	7,986,446
Unrated	-	-	-	-
Impairment allowance	(12,198)	-	-	(12,198)
Carrying amount	<u>34,809,574</u>	<u>-</u>	<u>-</u>	<u>34,809,574</u>

Debt investment securities at fair value through other comprehensive income

	2023			
	Stage 1 US\$	Stage 2 US\$	Stage 3 US\$	Total US\$
AA+ to AA-	57,080,845	-	-	57,080,845
A+ to A-	146,498,168	-	-	146,498,168
BBB+ to BBB-	98,909,655	-	-	98,909,655
Unrated	-	-	-	-
Carrying amount	<u>302,488,668</u>	<u>-</u>	<u>-</u>	<u>302,488,668</u>
	2022			
	Stage 1 US\$	Stage 2 US\$	Stage 3 US\$	Total US\$
AA+ to AA-	13,933,190	-	-	13,933,190
A+ to A-	143,039,281	-	-	143,039,281
BBB+ to BBB-	105,681,320	-	-	105,681,320
Unrated	-	-	-	-
Carrying amount	<u>262,653,791</u>	<u>-</u>	<u>-</u>	<u>262,653,791</u>

KEXIM ASIA LIMITED

NOTES TO FINANCIAL STATEMENTS

31 December 2023

28. FINANCIAL RISK MANAGEMENT (continued)

(a) Credit risk management (continued)

(iii) Credit quality of financial assets other than loans and advances (continued)

As at 31 December 2023, there were no overdue or impaired debt investment securities (2022: Nil).

(b) Market risk management

Market risk arises on all market risk sensitive financial instruments, including securities, and derivative instruments, as well as from financial or structural positions. The objective of market risk management is to avoid excessive exposure of earnings and equity to loss and to reduce the Company's exposure to the volatility inherent in financial instruments.

The Risk Management Committee monitors market risk. The board articulates the interest rate view of the Company and decides on future business strategy with respect to interest rates. It also reviews and sets funding policy and ensures adherence to risk management objectives.

Derivative instruments are also used to manage the Company's own exposures to market risk as part of its asset and liability management process. The principal derivative instruments used by the Company are interest rate and foreign exchange contracts, which are primarily over-the-counter derivatives.

(i) Foreign currency risk

The Company is exposed to currency risks primarily arising from foreign exchange dealing and financial instruments that are not denominated in United States dollars ("USD"). The major currencies giving rise to this risk are primary Euros ("EUR"), Hong Kong dollars ("HKD") and Renminbi ("RMB"). To manage this risk, the Company ensures that the net exposure of financial instruments denominated in other currencies is kept to an acceptable level by buying or selling foreign currencies at spot rates where necessary to address short-term imbalances. Also, the Company uses foreign exchange contracts to hedge its currency risk and classifies these as fair value hedges. All foreign currency positions are managed by the Managing Director within limits approved by the board.

(ii) Interest rate risk

The Company's interest rate positions arise from treasury and lending activities. Interest rate risk arises in both trading portfolios and non-trading portfolios. Interest rate risk primarily results from the timing differences in the repricing of interest-bearing assets, liabilities and commitments. It also related to positions from non-interest bearing liabilities including shareholders' funds and current accounts. Interest rate risk is managed by the Credit Committee, Risk Management Committee and Managing Director. The Company also uses interest rate swaps to manage interest rate risk.

The following table indicates the effective interest rates for the relevant periods and the expected next dates (or maturity dates whichever are earlier) for interest-bearing assets and liabilities at the balance sheet date.

KEXIM ASIA LIMITED

NOTES TO FINANCIAL STATEMENTS

31 December 2023

28. FINANCIAL RISK MANAGEMENT (continued)

(b) Market risk management (continued)

(ii) Interest rate risk (continued)

At 31 December 2023

	Effective interest rate	Total US\$	3 months or less US\$	Over 3 months to 1 year US\$	Over 1 year to 5 years US\$	Over 5 years US\$	Non- interest bearing US\$
Financial assets							
Cash and balances with banks and other financial institutions	1.87%	5,400,683	4,209,132	-	-	-	1,191,551
Loans and advances to banks and other financial institutions	6.47%	110,939,250	4,998,842	23,974,160	81,966,248	-	-
Loans and advances to customers	6.99%	307,874,330	35,943,646	76,763,040	153,597,772	41,569,872	-
Debt investment securities	2.03%	337,357,206	110,028,080	49,999,560	177,329,566	-	-
Financial assets included in other assets	-	<u>6,506,515</u>	-	-	-	-	<u>6,506,515</u>
Total financial assets		<u>768,077,984</u>	<u>155,179,700</u>	<u>150,736,760</u>	<u>412,893,586</u>	<u>41,569,872</u>	<u>7,698,066</u>
Financial liabilities							
Deposits and balances from banks and other financial institutions	5.82%	104,772,933	40,130,391	64,642,542	-	-	-
Certificate of deposits issued	5.84%	213,147,311	106,985,114	106,162,197	-	-	-
Financial liabilities included in other liabilities	-	<u>6,972,887</u>	-	-	-	-	<u>6,972,887</u>
Borrowings from the ultimate holding company	5.83%	185,000,000	185,000,000	-	-	-	-
Borrowings from other financial institutions	6.17%	<u>90,000,000</u>	<u>90,000,000</u>	-	-	-	-
Lease liabilities	3.82%	<u>1,832,349</u>	<u>1,832,349</u>	-	-	-	-
Total financial liabilities		<u>601,725,480</u>	<u>423,947,854</u>	<u>170,804,739</u>	<u>-</u>	<u>-</u>	<u>6,972,887</u>
Assets-liabilities gap			<u>(272,977,286)</u>	<u>(20,067,979)</u>	<u>412,893,586</u>	<u>41,569,872</u>	
Interest rate sensitivity gap			<u>(272,977,286)</u>	<u>(20,067,979)</u>	<u>412,893,586</u>	<u>41,569,872</u>	

KEXIM ASIA LIMITED

NOTES TO FINANCIAL STATEMENTS

31 December 2023

28. FINANCIAL RISK MANAGEMENT (continued)

(b) Market risk management (continued)

(ii) Interest rate risk (continued)

At 31 December 2022

	Effective interest rate	Total US\$	3 months or less US\$	Over 3 months to 1 year US\$	Over 1 year to 5 years US\$	Over 5 years US\$	Non-interest bearing US\$
Financial assets							
Cash and balances with banks and other financial institutions	1.19%	18,947,308	17,599,433	-	-	-	1,347,875
Loans and advances to banks and other financial institutions	5.30%	76,056,053	23,959,412	9,997,685	42,098,956	-	-
Loans and advances to customers	5.47%	314,980,158	166,992,735	109,101,291	38,886,132	-	-
Debt investment securities	3.62%	297,463,365	145,484,539	9,753,340	142,225,486	-	-
Financial assets included in other assets	-	4,988,054	-	-	-	-	4,988,054
Total financial assets		712,434,938	354,036,119	128,852,316	223,210,574	-	6,335,929
Financial liabilities							
Deposits and balances from banks and other financial institutions	4.78%	323,163,573	183,831,079	139,332,494	-	-	-
Deposits and balances with the ultimate holding company	1.25%	3,199,693	3,199,693	-	-	-	-
Certificate of deposits issued	4.94%	58,836,290	24,689,310	34,146,980	-	-	-
Financial liabilities included in other liabilities	-	3,622,239	-	-	-	-	3,622,239
Borrowings from the ultimate holding company	2.87%	100,000,000	100,000,000	-	-	-	-
Borrowings from other financial institutions	5.34%	50,000,000	50,000,000	-	-	-	-
Subordinated liabilities	6.32%	14,997,069	14,997,069	-	-	-	-
Lease liabilities	1.25%	958,815	958,815	-	-	-	-
Total financial liabilities		554,777,679	377,675,966	173,479,474	-	-	3,622,239
Assets-liabilities gap			(23,639,847)	(44,627,158)	223,210,574	-	-
Interest rate sensitivity gap			(23,639,847)	(44,627,158)	223,210,574	-	-

(iii) Interest rate benchmark reform

In July 2017, the UK regulator, the Financial Conduct Authority ("FCA") announced the discontinuation of a widely-used benchmark rate, the London Interbank Offered Rate ("LIBOR"), by end of 2021, leading to a transition of LIBOR to Risk-Free Rates ("RFRs") or Alternative Reference Rates ("ARRs"). In March 2021, the FCA further announced that publication of 26 LIBOR settings would permanently be ceased, including British Pound (GBP), Swiss Franc (CHF), Euro (EUR), Japanese Yen (JPY) LIBOR settings and the 1-week and 2-month US Dollar (USD) LIBOR settings after 31 December 2021, while the remaining USD LIBOR settings would be ceased immediately after 30 June 2023.

The Company established its LIBOR Transition Programme in 2020 and formed a LIBOR Transition Steering Committee (the "Committee"), which is chaired by the Deputy Managing Director, to lead the Transition Programme. The Committee comprises senior members across Front Office, Middle Office and Back Office. The management oversight of the Transition Programme is performed by the board of directors.

KEXIM ASIA LIMITED

NOTES TO FINANCIAL STATEMENTS

31 December 2023

28. FINANCIAL RISK MANAGEMENT (continued)

(b) Market risk management (continued)

(iii) Interest rate benchmark reform (continued)

LIBOR transition exposes the Company to various risks, which the Transition Programme is managing and monitoring closely. These risks include but are not limited to the following:

- Conduct risk arising from discussions with clients and market counterparties due to the amendments to existing contracts required under LIBOR transition
- Basis risk arising from asymmetric adoption of benchmark rates across assets and liabilities
- Financial risk to the Company and its clients as markets are disrupted due to LIBOR transition
- Pricing risk from potential lack of market information if liquidity in LIBORs reduces and RFRs are illiquid and unobservable
- Operational risk arising from changes to the Company's IT systems and processes; and the risk of payments being disrupted if a LIBOR ceases to be available
- Accounting risk if the Company's hedging relationships terminated and experienced volatility in statement of profit or loss caused by profit and loss arising from existing reference rate of financial instruments transiting to RFR

The table below shows the Company's exposure to significant IBORs subject to reform that have yet to transition to RFRs as at the current year end and the prior year end. The table excludes exposures to IBOR that will expire before transition is required. Instruments referenced to synthetic LIBOR USD (3 months) will transition no later than 30 September 2024 after which these synthetic USD LIBORs cease.

At 31 December 2023	EUR LIBOR US\$	USD LIBOR US\$	Total US\$
Loans and advances to customers	-	7,000,000	7,000,000
Debt investment securities	-	<u>35,975,610</u>	<u>35,975,610</u>
	<u>-</u>	<u>42,975,610</u>	<u>42,975,610</u>
At 31 December 2022			
Loans and advances to banks and other financial institutions	-	24,000,000	24,000,000
Loans and advances to customers	4,266,257	138,223,510	142,489,767
Debt investment securities	<u>-</u>	<u>110,281,746</u>	<u>110,281,746</u>
	<u>4,266,257</u>	<u>272,505,256</u>	<u>276,771,513</u>

31 December 2023

28. FINANCIAL RISK MANAGEMENT (continued)

(b) Market risk management (continued)

(iv) Sensitivity analysis

At 31 December 2023, it is estimated that a general increase/decrease of 100 (2022: 100) basis points in interest rates, with all other variables held constant, would increase/decrease the Company's profit after tax and retained profits by approximately US\$1,925,634 and US\$1,925,634 respectively (2022: US\$2,936,192 and US\$2,936,192 respectively).

The sensitivity analysis above has been determined assuming that the change in interest rates had occurred at the end of the reporting period and had been applied to the exposure to interest rate risk for financial instruments in existence at that date. The 100 (2022: 100) basis points increase or decrease represents management's assessment of a reasonably possible change in interest rates over the period until the next annual balance sheet date. In respect of the exposure to cash flow interest rate risk arising from floating rate non-derivative instruments held by the Company at the end of the reporting period, the impact on the Company's profit after tax and retained profits is estimated as an annualised impact on interest expense or income of such a change in interest rates.

(c) Liquidity risk management

The purpose of liquidity management is to ensure there are sufficient cash flows to meet all financial commitments and to capitalise on opportunities for business expansion. This includes the Company's ability to meet any deposit withdrawals either on demand or at contractual maturity, to repay borrowings as they mature, to comply with the statutory liquidity ratio, and to make new loans and investments as opportunities arise.

Liquidity is managed on a daily basis by a senior manager under the direction of the management. The senior manager is responsible for ensuring that the Company has adequate liquidity for all operations, ensuring that the funding mix is appropriate so as to avoid maturity mismatches and to prevent price and reinvestment rate risk in case of a maturity gap, and monitoring local and international markets for the adequacy of funding and liquidity.

The Company manages liquidity risk by holding sufficient liquid assets (e.g. cash and bank balances and securities) of appropriate quality to ensure that short-term funding requirements are covered within prudent limits. The Company regularly stress tests its liquidity position.

KEXIM ASIA LIMITED

NOTES TO FINANCIAL STATEMENTS

31 December 2023

28. FINANCIAL RISK MANAGEMENT (continued)

(c) Liquidity risk management (continued)

(i) Analysis of assets and liabilities by remaining maturity

The following maturity profile is based on the remaining period at the end of the reporting period to the contractual maturity date.

At 31 December 2023		Repayable	Within	Over	Over	Over	Over	Undated
		Total on demand	1 month	1 month	3 months	3 months	1 year	5 years
		US\$	US\$	US\$	US\$	US\$	US\$	US\$
Assets								
Cash and balances with banks and other financial institutions	5,400,683	5,400,683	-	-	-	-	-	-
Loans and advances to banks and other financial institutions	110,939,250	-	-	4,998,842	23,974,160	81,966,248	-	-
Loans and advances to customers	307,874,330	-	-	35,943,646	76,763,040	153,597,772	41,569,872	-
Debt investment securities	337,357,206	-	14,981,970	2,001,160	112,082,300	208,291,776	-	-
Deferred tax assets	1,493,474	-	-	-	-	-	-	1,493,474
Tax recoverable	247,383	-	-	-	247,383	-	-	-
Financial assets included in other assets	6,506,515	-	3,072,739	2,121,947	1,089,753	222,076	-	-
Non-financial assets included in other assets	688,262	-	-	-	-	-	-	688,262
Property and equipment and right of use assets	1,996,176	-	-	-	-	-	-	1,996,176
Total assets	772,503,279	5,400,683	18,054,709	45,065,595	214,156,636	444,077,872	41,569,872	4,177,912
Liabilities								
Deposits and balances from banks and other financial institutions	104,772,933	-	25,000,000	15,130,391	64,642,542	-	-	-
Certificate of deposits issued	213,147,311	-	-	106,985,114	106,162,197	-	-	-
Financial liabilities included in other liabilities	6,972,887	-	1,399,750	3,632,446	1,940,038	653	-	-
Non-financial liabilities included in other liabilities	574,474	-	-	-	-	-	-	574,474
Borrowings from the ultimate holding company	185,000,000	-	50,000,000	-	135,000,000	-	-	-
Borrowings from other financial institutions	90,000,000	-	-	-	40,000,000	50,000,000	-	-
Lease liabilities	1,832,349	-	59,054	94,122	419,359	1,259,814	-	-
Total liabilities	602,299,954	-	76,458,804	125,842,073	348,164,136	51,260,467	-	574,474
Total liquidity gap	5,400,683	(58,404,095)	(80,776,478)	(134,007,500)	392,817,405	41,569,872	-	-

KEXIM ASIA LIMITED

NOTES TO FINANCIAL STATEMENTS

31 December 2023

28. FINANCIAL RISK MANAGEMENT (continued)

(c) Liquidity risk management (continued)

(i) Analysis of assets and liabilities by remaining maturity (continued)

At 31 December 2022

	Total on demand US\$	Repayable US\$	Within 1 month US\$	Over 1 month but within 3 months US\$	Over 3 months but within 1 year US\$	Over 1 year but within 5 years US\$	Over 5 years US\$	Undated US\$
Assets								
Cash and balances with banks and other financial institutions	18,947,308	18,947,308	-	-	-	-	-	-
Loans and advances to banks and other financial institutions	76,056,053	-	-	-	14,990,947	61,065,106	-	-
Loans and advances to customers	314,980,158	-	-	27,420,491	180,713,834	97,577,760	9,268,073	-
Debt investment securities	297,463,365	-	-	9,996,400	39,670,025	247,796,940	-	-
Deferred tax assets	2,554,735	-	-	-	-	-	-	2,554,735
Financial assets included in other assets	4,988,054	-	2,307,460	2,227,251	251,108	202,235	-	-
Non-financial assets included in other assets	507,674	-	-	-	-	-	-	507,674
Property and equipment and right of use assets	1,216,552	-	-	-	-	-	-	1,216,552
Total assets	716,713,899	18,947,308	2,307,460	39,644,142	235,625,914	406,642,041	9,268,073	4,278,961
Liabilities								
Deposits and balances from banks and other financial institutions	323,163,573	-	42,931,078	140,900,000	139,332,495	-	-	-
Deposits and balances with the ultimate holding company	3,199,693	-	3,199,693	-	-	-	-	-
Certificate of deposits issued	58,836,290	-	-	24,689,310	34,146,980	-	-	-
Financial liabilities included in other liabilities	3,622,239	-	829,847	1,795,107	861,603	135,682	-	-
Non-financial liabilities included in other liabilities	558,677	-	-	-	-	-	-	558,677
Borrowings from the ultimate holding company	100,000,000	-	-	-	100,000,000	-	-	-
Borrowings from other financial institutions	50,000,000	-	-	-	50,000,000	-	-	-
Subordinated liabilities	14,997,069	-	-	-	-	-	14,997,069	-
Lease liabilities	958,815	-	66,670	110,683	473,119	308,343	-	-
Tax payable	127,303	-	-	-	-	-	-	127,303
Total liabilities	555,463,659	-	47,027,288	167,495,100	324,814,197	444,025	14,997,069	685,980
Total liquidity gap	18,947,308	(44,719,828)	(127,850,958)	(89,188,283)	406,198,016	(5,728,996)		

KEXIM ASIA LIMITED

NOTES TO FINANCIAL STATEMENTS

31 December 2023

28. FINANCIAL RISK MANAGEMENT (continued)

(c) Liquidity risk management (continued)

(ii) Analysis of liabilities by remaining maturity

The following maturity profile is based on gross undiscounted cash flows for the remaining period at the end of reporting period to the contractual maturity date.

At 31 December 2023

	Gross nominal outflow US\$	Repayable on demand US\$	Within 1 month US\$	Over 1 month but within 3 months US\$	Over 3 months but within 1 year US\$	Over 1 year but within 5 years US\$	Over 5 years US\$	Indefinite US\$
Deposits and balances from banks and other financial institutions	106,534,004	-	25,125,566	15,570,397	65,838,051	-	-	-
Certificate of deposits issued	220,000,000	-	-	110,000,000	110,000,000	-	-	-
Financial liabilities included in other liabilities	6,972,887	-	1,399,750	3,632,446	1,940,038	653	-	-
Borrowings from the ultimate holding company	191,811,176	-	51,768,892	993,179	139,049,105	-	-	-
Borrowings from other financial institutions	98,017,556	-	-	1,411,162	44,233,486	52,372,908	-	-
Lease liabilities	1,832,349	-	59,054	94,122	419,359	1,259,814	-	-
	625,167,972	-	78,353,252	131,701,306	361,480,039	53,633,375	-	-
Unrecognised loan commitments	73,615,344	-	66,615,344	-	-	7,000,000	-	-

At 31 December 2022

	Gross nominal outflow US\$	Repayable on demand US\$	Within 1 month US\$	Over 1 month but within 3 months US\$	Over 3 months but within 1 year US\$	Over 1 year but within 5 years US\$	Over 5 years US\$	Indefinite US\$
Deposits and balances with the ultimate holding company	3,209,692	-	3,209,692	-	-	-	-	-
Deposits and balances from banks and other financial institutions	327,972,900	-	43,230,397	143,167,044	141,575,459	-	-	-
Certificate of deposits issued	60,000,000	-	-	25,000,000	35,000,000	-	-	-
Financial liabilities included in other liabilities	3,622,239	-	829,847	1,795,107	861,603	135,682	-	-
Borrowings from the ultimate holding company	101,466,150	-	733,075	-	100,733,075	-	-	-
Borrowings from other financial institutions	52,002,136	-	-	667,379	51,334,757	-	-	-
Subordinated liabilities	20,390,794	-	-	234,510	700,598	3,752,157	15,703,529	-
Lease liabilities	967,822	-	67,533	112,238	477,495	310,556	-	-
	569,631,733	-	48,070,544	170,976,278	330,682,987	4,198,395	15,703,529	-
Unrecognised loan commitments	-	-	-	-	-	-	-	-

28. FINANCIAL RISK MANAGEMENT (continued)

(d) Operational risk management

Operational risk is the risk arising from failures in internal processes and supporting systems or from external events.

The Company has policies for each major area of operations, which are drawn up by experienced executives after taking into account the important factors affecting such transactions. Based on the policies, limits for overall and individual market risks are approved by the management.

Strict control is exercised to ensure due adherence to policies and limits. For this purpose, an internal audit system is in place to ensure that the directives of all authorities are implemented.

The Company attaches great importance to conducting its business in a safe and sound manner such that strict control is exercised at every level. Senior executives have been entrusted with the responsibility for particular areas of operations. They are well supported by experienced middle management and frontline staff. This system operates through the Company. The Managing Director is deeply involved in the affairs of the Company and is the final authority for all the major lending and administrative decisions.

(e) Capital management

The HKMA sets and monitors capital requirements for the Company as a whole. In implementing current capital requirements the HKMA requires the Company to maintain a prescribed ratio of total capital to total risk-weighted assets. The Company uses its internal gradings as the basis for risk weightings for credit risk. Banking operations are categorised as either trading book or banking book, and risk-weighted assets are determined according to specified requirements that seek to reflect the varying levels of risk attached to assets and off-balance sheet exposures.

In addition to meeting the regulatory requirements, the Company's primary objectives when managing capital are to safeguard the Company's ability to continue as a going concern, so that it can continue to provide returns for shareholders and benefits for other stakeholders, by pricing products and services commensurated with the level of risk and by securing access to finance at a reasonable cost.

The Company actively and regularly reviews and manages its capital structure to maintain a balance between the higher shareholder returns that might otherwise be possible with greater gearing and the advantages and security afforded by a sound capital position, and makes adjustments to the capital structure in light of changes in economic conditions.

The process of allocating capital to specific operations and activities is undertaken by Risk Management Committee and is reviewed regularly by the board of directors.

Consistent with industry practice, the Company monitors its capital structured on the basis of the capital adequacy ratio and there have been no material changes in the Company's policy on the management of capital during the year.

31 December 2023

28. FINANCIAL RISK MANAGEMENT (continued)

(e) Capital management (continued)

The capital adequacy ratios are computed in accordance with the Banking (Capital) Rules of the Hong Kong Banking Ordinance which became effective on 1 January 2007. The Company meets all of the de minimis exemption criteria for reporting market risk as set out in the Guideline "Maintenance of Adequate Capital Against Market Risks" issued by the HKMA and is not required to maintain capital against market risk. Hence, the Company is exempted from disclosing the adjusted capital adequacy ratio computed in accordance with the mentioned Guideline.

The Company has complied with all externally imposed capital requirements at each required reporting date throughout the year ended 31 December 2023 and 2022 and is well above the minimum required ratio set by the HKMA.

(f) Stress testing

Stress testing is an integral part of our risk management process, and includes both sensitivity analysis and scenario analysis. Stress testing is conducted at least once annually. This related to regulatory and internal stress test over the whole portfolio and risk types. Every stress test is documented and results are discussed at the relevant risk committees.

29. FAIR VALUES OF FINANCIAL INSTRUMENTS

(a) Estimation of fair values

Fair value estimates are generally subjective in nature, and are made as of a specific point in time based on the characteristics of the financial instruments and relevant market information. The Company measures fair values using the following fair value hierarchy that reflects the significance of the inputs used in making the measurements:

- Level 1 - Quoted market price (unadjusted) in an active market for an identical instrument.
- Level 2 - Valuation techniques based on observable inputs, either directly (i.e., as prices) or indirectly (i.e., derived from prices). This category includes instruments valued using: quoted market prices in active markets for similar instruments; quoted prices for identical or similar instruments in markets that are considered less than active; or other valuation techniques where all significant inputs are directly or indirectly observable from market data.
- Level 3 - Valuation techniques using significant unobservable inputs. This category includes all instruments where the valuation technique includes inputs not based on observable data and the unobservable inputs have a significant effect on the instrument's valuation. This category includes instruments that are valued based on quoted prices for similar instruments where significant unobservable adjustments or assumptions are required to reflect differences between the instruments.

31 December 2023

29. FAIR VALUES OF FINANCIAL INSTRUMENTS (continued)

(a) Estimation of fair values (continued)

Fair values of financial assets and financial liabilities that are traded in active markets are based on quoted market prices. For all other financial instruments the Company determines fair values using valuation techniques. Valuation techniques include net present value and discounted cash flow models, comparison to similar instruments for which market observable prices exist. Assumptions and inputs used in valuation techniques include benchmark interest rates, credit spreads and other premia used in estimating discount rates, bond and equity prices, foreign currency exchange rates, equity and equity index prices and expected price volatilities and correlations. The objective of valuation techniques is to arrive at a fair value determination that reflects the price of the financial instrument at the reporting date, that would have been determined by market participants acting at arm's length.

The Company uses widely recognised valuation models for determining the fair value of common and relatively simple financial instruments, like interest rate swaps and currency swaps that use only observable market data and require little management judgement and estimation. Observable prices and model inputs are usually available in the market for listed debt and equity securities, exchange traded derivatives and simple over-the-counter ("OTC") derivatives like interest rate swaps and currency swaps. Availability of observable market prices and model inputs reduces the need for management judgement and estimation and also reduces the uncertainty associated with determination of fair values. Availability of observable market prices and inputs varies depending on the products and markets and is prone to changes based on specific events and general conditions in the financial markets.

These techniques involve uncertainties and are significantly affected by the assumptions used and judgments made regarding risk characteristics of various financial instruments, discount rates, estimates of future cash flows, future expected loss experiences and other factors. Changes in assumptions could significantly affect these estimates and the resulting fair values. Derived fair value estimates cannot necessarily be substantiated by comparison to independent markets and, in many cases, could not be realised in an immediate sale of the instruments.

(b) Fair value of financial instruments measured at amortised cost disclosed

All financial instruments are stated at fair value or carried at amounts not materially different from their fair values as at 31 December 2023 and 31 December 2022. Further disclosed below are the fair value of debt investment securities measured at amortised cost:

	2023		2022	
	Carrying amount US\$	Fair value US\$	Carrying amount US\$	Fair value US\$
Debt investment securities measured at amortised cost	<u>34,879,058</u>	<u>34,868,538</u>	<u>34,821,772</u>	<u>34,809,574</u>

KEXIM ASIA LIMITED

NOTES TO FINANCIAL STATEMENTS

31 December 2023

29. FAIR VALUES OF FINANCIAL INSTRUMENTS (continued)

(c) Fair value hierarchy

The table below presents the fair value of the Company's financial instruments measured at fair value at the end of the reporting period on a recurring basis, categorised into the three-level fair value hierarchy as defined in HKFRS 13, *Fair value measurement*. The level into which a fair value measurement is classified is determined with reference to the observability and significance of the input used in the valuation technique as stated in note 29(a) to the financial statements.

	Level 1 US\$	Level 2 US\$	Level 3 US\$	Total US\$
2023				
Assets				
Financial assets measured at fair value through other comprehensive income				
- Debt investment securities	<u>-</u>	<u>302,488,668</u>	<u>-</u>	<u>302,488,668</u>
2022				
Assets				
Financial assets measured at fair value through other comprehensive income				
- Debt investment securities	<u>-</u>	<u>262,653,791</u>	<u>-</u>	<u>262,653,791</u>

During the year, there was no transfers of financial instruments between Level 1, Level 2 and Level 3 (2022:Nil).

The Company's policy is to recognise transfers between levels of fair value hierarchy as at the end of the year in which they occur.

Valuation techniques and inputs used in Level 2 fair value measurements

The fair value of unlisted debt investment securities are determined by quoted prices from brokers for identical assets.

30. APPROVAL OF THE FINANCIAL STATEMENTS

The financial statements were approved and authorised for issue by the board of directors on 26 April 2024.

KEXIM ASIA LIMITED

UNAUDITED SUPPLEMENTARY FINANCIAL INFORMATION

31 December 2023

(a) **Capital and capital adequacy**

The Banking (Capital) (Amendment) Rules 2012 and 2013, effective on 1 January 2013 and 30 June 2013 respectively, signify the Basel III requirements in Hong Kong.

	2023	2022
Capital ratio:		
Common Equity Tier 1 ("CET1") capital ratio	23.41%	24.03%
Tier 1 Capital Ratio	23.41%	24.03%
Total Capital Ratio	<u>23.82%</u>	<u>26.74%</u>

The components of total capital before and after deductions are shown below:

	2023 US\$	2022 US\$
CET1 Capital:		
CET1 Capital instruments	130,000,000	130,000,000
Retained earnings	46,465,425	43,176,912
Disclosed reserves	<u>(7,675,170)</u>	<u>(14,412,689)</u>
CET1 Capital before deductions	168,790,255	158,764,223
Regulatory deductions to CET1 capital:		
Regulatory reserve for general banking risks	(1,822,601)	(1,751,365)
Net deferred tax assets	<u>(227,071)</u>	<u>(176,641)</u>
Total CET1 Capital	166,740,583	156,836,217
Additional Tier 1 ("AT1") Capital	<u>-</u>	<u>-</u>
Total Tier 1 ("T1") Capital	<u>166,740,583</u>	<u>156,836,217</u>
Tier 2 ("T2") Capital		
Qualifying Tier 2 capital instruments plus any related share premium	-	15,000,000
Collective impairment allowances and regulatory reserve for general banking risks eligible for inclusion in Tier 2 capital	<u>2,977,935</u>	<u>2,710,714</u>
Total T2 Capital	<u>2,977,935</u>	<u>17,710,714</u>
Total Capital	<u>169,718,518</u>	<u>174,546,931</u>

The capital adequacy ratios were calculated in accordance with the Banking (Capital) Rules (the "Capital Rules"). In accordance with the Capital Rules, the Company has adopted the "Basic Approach" for the calculation of the risk-weighted assets for credit risk, and the "Basic Indicator Approach" for the calculation of operational risk. The Company has been exempted under section 22(1) of the Banking (Capital) Rules from the calculation of market risk under section 17.

CET1 capital instruments represents US\$130,000,000 (2022: US\$130,000,000) issued and fully paid ordinary shares. The holders of ordinary shares are entitled to receive dividends as declared from time to time and are entitled to one vote per share at meetings of the Company. All ordinary shares rank equally with regard to the Company's residual assets.

31 December 2023

(a) Capital and capital adequacy (continued)

Expected credit loss is maintained to cover potential impairment losses for a group of financial assets with similar credit risk characteristics where the Company determines that no objective evidence of impairment exists for an individually assessed financial asset.

To comply with the Banking (Disclosure) Rules, all additional information in relation to the Company's regulatory capital disclosures will be published by using the standard disclosure templates, as specified by the HKMA under the "Regulatory Disclosures - December 2023" link on the home page of the Company's website at <https://www.koreaexim.go.kr/ea/HPHYEA015M01>.

(b) Countercyclical capital buffer ratio

	2023	2022
Countercyclical Capital Buffer Ratio	<u>0.095%</u>	<u>0.123%</u>

The relevant disclosures pursuant to section 16FG of the Banking (Disclosure) Rules for this period can be found on our website accessible through the "Regulatory Disclosures – December 2023" link on the home page of the Company's website at <https://www.koreaexim.go.kr/ea/HPHYEA015M01>.

(c) Liquidity maintenance ratio ("LMR")

	2023	2022
Average LMR for the year	<u>420.51%</u>	<u>129.58%</u>

LMR was compiled in accordance with the Banking (Liquidity) Rules issued by the HKMA with effect from 1 January 2015 for the implementation of the Basel III capital framework.

The average LMR is computed as the arithmetic mean of the average value of the LMR for each calendar month as reported in the liquidity position return submitted for the year.

(i) Approach to liquidity risk management

The Company's approach to liquidity risk management is based on the building blocks of governance by framework, oversight by risk management committees, and internal control policies that define specific risk methodologies. Processes and systems are in place to measure, limit and control exposures based on the risk methodologies defined.

KEXIM ASIA LIMITED

UNAUDITED SUPPLEMENTARY FINANCIAL INFORMATION

31 December 2023

(d) Leverage ratio

	2023	2022
Leverage ratio	<u>21.08%</u>	<u>21.74%</u>

The leverage ratio was compiled in accordance with the Leverage Ratio Framework issued by the HKMA.

To comply with the Banking (Disclosure) Rules, all additional information in relation to the Company's leverage position disclosures will be published by using the standard disclosure templates, as specified by the HKMA under the "Regulatory Disclosures - December 2023" section on Parent Bank's website <https://www.koreaexim.go.kr/ea/HPHYEA015M01>.

(e) Segmental information by class of business

All the principal operations of the Company are located in Hong Kong.

The Company's activities comprise two classes of business: securities and commercial banking. The securities business includes investment holding and commercial banking activities include trade finance and the advance of loans.

Operating income before operating expenses and impairment losses:

	2023 US\$	2022 US\$
Securities business	2,333,639	2,990,364
Commercial banking	<u>5,356,284</u>	<u>5,995,727</u>
	<u>7,689,923</u>	<u>8,986,091</u>

Operating assets:

Securities business	340,277,151	299,467,064
Commercial banking	422,178,034	393,818,331
Unallocated assets	<u>10,048,094</u>	<u>23,428,504</u>
	<u>772,503,279</u>	<u>716,713,899</u>

31 December 2023

(e) Segmental information by class of business (continued)**Loans and advances to customers****(i) By industry sectors**

Loans and advances to customers analysed by the coverage of collateral and the impairment allowance is as follows:

	Gross loans and advances US\$	% of gross loans and advances covered by collateral US\$	General provisions US\$	Specific provisions US\$
2023				
Loans and advances for use in Hong Kong				
Industrial, commercial and financial:				
- Wholesale and retail trade	<u>14,000,000</u>	-	<u>46,376</u>	-
Loans and advances for use in Hong Kong	14,000,000	-	46,376	-
Loans and advances for use outside Hong Kong	<u>294,736,778</u>	-	<u>816,072</u>	-
Gross loans and advances to customers	<u><u>308,736,778</u></u>	-	<u><u>862,448</u></u>	-
	Gross loans and advances US\$	% of gross loans and advances covered by collateral US\$	General provisions US\$	Specific provisions US\$
2022				
Loans and advances for use in Hong Kong				
Industrial, commercial and financial:				
- Wholesale and retail trade	<u>21,000,000</u>	-	<u>89,316</u>	-
Loans and advances for use in Hong Kong	21,000,000	-	89,316	-
Loans and advances for use outside Hong Kong	<u>294,762,406</u>	-	<u>692,932</u>	-
Gross loans and advances to customers	<u><u>315,762,406</u></u>	-	<u><u>782,248</u></u>	-

KEXIM ASIA LIMITED

UNAUDITED SUPPLEMENTARY FINANCIAL INFORMATION

31 December 2023

(e) Segmental information by class of business (continued)

Loans and advances to customers (continued)

(ii) By geographical areas

	Gross loans and advances US\$	General provisions US\$	Specific provisions US\$
2023			
Korea	222,920,173	(644,238)	-
Developing Asia and Pacific	17,084,183	(21,137)	-
Developing Africa and Middle East	9,000,000	(5,504)	-
Offshore countries	<u>59,732,422</u>	<u>(191,569)</u>	<u>-</u>
	<u>308,736,778</u>	<u>(862,448)</u>	<u>-</u>
	Gross loans and advances US\$	General provisions US\$	Specific provisions US\$
2022			
Korea	298,770,340	765,655	-
Developing Asia and Pacific	7,992,066	11,089	-
Developing Africa and Middle East	<u>9,000,000</u>	<u>5,504</u>	<u>-</u>
	<u>315,762,406</u>	<u>782,248</u>	<u>-</u>

The above geographical analysis is classified by the location of the counterparties after taking into account the transfer of risk.

KEXIM ASIA LIMITED

UNAUDITED SUPPLEMENTARY FINANCIAL INFORMATION

31 December 2023

(e) Segmental information by class of business (continued)

Loans and advances to banks and financial institutions

(i) By industry sectors

Loans and advances to banks and financial institutions analysed by the coverage of collateral and the impairment allowance is as follows:

	2023			2022		
	Gross loans and advances US\$	% of gross loans and advances covered by collateral	General provisions US\$	Gross loans and advances US\$	% of gross loans and advances covered by collateral	General provisions US\$
Loans and advances for use outside Hong Kong	<u>111,031,592</u>	<u>0%</u>	<u>92,342</u>	<u>76,113,034</u>	<u>0%</u>	<u>56,981</u>

(ii) By geographical areas

	Gross loans and advances US\$	General provisions US\$
2023		
Korea	9,997,544	(2,317)
Developing Asia and Pacific	14,949,088	(20,846)
Developing countries	9,982,447	(2,342)
Offshore countries	8,240,933	(11,574)
Developing Africa and Middle East	<u>67,861,580</u>	<u>(55,263)</u>
	<u>111,031,592</u>	<u>(92,342)</u>

KEXIM ASIA LIMITED

UNAUDITED SUPPLEMENTARY FINANCIAL INFORMATION

31 December 2023

(e) Segmental information by class of business (continued)

Loans and advances to banks and financial institutions (continued)

(ii) By geographical areas (continued)

	Gross loans and advances US\$	General provisions US\$
2022		
Developing countries	9,972,374	2,327
Offshore countries	8,233,343	11,571
Developing Africa and Middle East	<u>57,907,317</u>	<u>43,083</u>
	<u>76,113,034</u>	<u>56,981</u>

The above geographical analysis is classified by the location of the counterparties after taking into account the transfer of risk.

(f) Overdue and rescheduled advances to customers

Loans and advances with a specific repayment date are classified as overdue when the principal or interest is overdue and remains unpaid at the year-end. As at 31 December 2023 and 2022, there were no overdue and rescheduled loans and advances.

(g) International claims

International claims are on-balance sheet exposures of counterparties based on the location of the counterparties after taking into account the transfer of risk. For a claim guaranteed by a party situated in a country different from the counterparty, risk will be transferred to the country of the guarantor. For a claim on the branch of a bank or other financial institution, the risk will be transferred to the country where its head office is situated. Claims on individual countries or areas, after risk transfer, amounting to 10% or more of the aggregate international claims are shown as follows:

	Bank US\$	Official sector US\$	Non-bank financial institutions US\$	Non-financial private sector US\$	Others US\$	Total US\$
2023						
Developed countries	29,186,896	-	-	26,429,019	-	55,615,915
Offshore centres	8,365,870	-	-	118,474,305	-	126,840,175
Developing Africa and Middle East	87,545,721	-	-	21,468,663	-	109,014,384
Developing Asia-Pacific	83,623,398	-	-	407,228,408	-	490,851,806
Of which:						
- China	2,748,590	-	-	19,638,242	-	22,386,832
- South Korea	<u>50,628,087</u>	-	-	<u>361,184,675</u>	-	<u>411,812,762</u>
	<u>208,721,885</u>	-	-	<u>573,600,395</u>	-	<u>782,322,280</u>

KEXIM ASIA LIMITED

UNAUDITED SUPPLEMENTARY FINANCIAL INFORMATION

31 December 2023

(g) International claims (continued)

	Bank US\$	Official sector US\$	Non-bank financial institutions US\$	Non-financial private sector US\$	Others US\$	Total US\$
2022						
Developed countries	42,460,781	-	-	36,090,444	-	78,551,225
Offshore centres	8,372,668	-	-	68,022,934	-	76,395,602
Developing Africa and Middle East	80,362,101	-	-	21,256,768	-	101,618,869
Developing Asia-Pacific	59,233,891	-	-	416,987,246	-	476,220,937
Of which:						
- China	24,423,485	-	-	19,175,314	-	43,598,799
- South Korea	<u>19,705,308</u>	-	-	<u>380,860,661</u>	-	<u>400,565,969</u>
	<u>190,429,241</u>	-	-	<u>542,357,392</u>	-	<u>732,786,633</u>

(h) Currency risk

The following table indicates the concentration of currency risk at the end of the reporting period defined by the Banking (Disclosure) Rules.

Expressed in millions of
Hong Kong dollars

	United States Dollars	Euro	Renminbi	Total
2023				
Spot assets	6,052	-	-	6,052
Spot liabilities	<u>(6,057)</u>	-	-	<u>(6,057)</u>
Net short position	(5)	-	-	(5)
Net structural position	<u>1</u>	-	-	<u>1</u>

Expressed in millions of
Hong Kong dollars

	United States Dollars	Euro	Renminbi	Total
2022				
Spot assets	5,561	37	-	5,598
Spot liabilities	<u>(5,565)</u>	<u>(38)</u>	-	<u>(5,603)</u>
Net short position	(4)	(1)	-	(5)
Net structural position	<u>3</u>	-	-	<u>3</u>

KEXIM ASIA LIMITED

UNAUDITED SUPPLEMENTARY FINANCIAL INFORMATION

31 December 2023

(i) Non-bank Mainland China exposure

The analysis of non-bank Mainland exposures is based on the categories of non-bank counterparties and the type of direct exposures defined by the HKMA under the Banking (Disclosure) Rules with reference to the "Return of Mainland Activities".

Types of counterparties	On-balance sheet exposure US\$	Off-balance sheet exposure US\$	Total exposure US\$
2023			
1 Central government, central government-owned entities and their subsidiaries and joint ventures	-	-	-
2 Local governments, local government-owned entities and their subsidiaries and joint ventures	-	-	-
3 PRC nationals residing in Mainland China or other entities incorporated in Mainland China and their subsidiaries and joint ventures	32,408,000	16,615,000	49,023,000
4 Other entities of central government not reported in item 1 above	-	-	-
5 Other entities of local governments not reported in item 2 above	-	-	-
6 PRC nationals residing outside Mainland China or entities incorporated outside Mainland China where the credit is granted for use in Mainland China	-	-	-
7 Other counterparties where the exposures are considered by the reporting institution to be non-bank Mainland China exposures	8,478,000	-	8,478,000
Total	40,886,000	16,615,000	57,501,000
Total assets after provisions	773,975,000		
On-balance sheet exposures as percentage of total assets	5.28%		
2022			
1 Central government, central government-owned entities and their subsidiaries and joint ventures	-	-	-
2 Local governments, local government-owned entities and their subsidiaries and joint ventures	-	-	-
3 PRC nationals residing in Mainland China or other entities incorporated in Mainland China and their subsidiaries and joint ventures	63,455,000	-	63,455,000
4 Other entities of central government not reported in item 1 above	-	-	-
5 Other entities of local governments not reported in item 2 above	-	-	-
6 PRC nationals residing outside Mainland China or entities incorporated outside Mainland China where the credit is granted for use in Mainland China	-	-	-
7 Other counterparties where the exposures are considered by the reporting institution to be non-bank Mainland China exposures	8,095,000	-	8,095,000
Total	71,550,000	-	71,550,000
Total assets after provisions	717,888,000		
On-balance sheet exposures as percentage of total assets	9.97%		

KEXIM ASIA LIMITED

UNAUDITED SUPPLEMENTARY FINANCIAL INFORMATION

31 December 2023

(j) **Additional disclosures on credit risk management**

(i) **Capital requirements**

The capital requirements on each class of exposures calculated under the Basic (Credit Risk) Approach at the end of the reporting period can be analysed as follow:

	2023 US\$	2022 US\$
Sovereign	-	-
Bank	8,259,708	6,820,131
Corporate	45,525,642	43,018,744
Other exposure which are not past due	270,744	196,921
Past due	<u>-</u>	<u>-</u>
 Total capital requirements for on-balance sheet exposures	 <u>54,056,094</u>	 <u>50,035,796</u>
 Other commitments	 1,177,845	 -
Interest rate contracts	-	-
Exchange rate contracts	-	-
Default risk exposures	518,164	1,026,075
CVA under standardized method	<u>-</u>	<u>-</u>
 Total capital requirements for off-balance sheet exposures	 <u>1,696,009</u>	 <u>1,026,075</u>
	<u>55,752,103</u>	<u>51,061,871</u>

The above represents the capital requirements based on 8% of risk weighted assets and does not reflect the capital actually held.

(ii) **Capital charge**

The capital charge for operational risk calculated in accordance with the basic indicator approach at the end of the reporting period is:

	2023 US\$	2022 US\$
Capital charge for operational risk	<u>1,239,159</u>	<u>1,160,254</u>

KEXIM ASIA LIMITED

UNAUDITED SUPPLEMENTARY FINANCIAL INFORMATION

31 December 2023

(j) Additional disclosures on credit risk management (continued)

(iii) Credit risk mitigation

Risk management policies are in place to mitigate credit risk. Maximum available limit is set on exposure on country and concentration risk.

The concentration exposure limit is the total credit limit to a specific borrower. The country limit is established to each country taking into consideration of sovereign risk and expected frequency of transactions with the Company.

Both limits shall be within the concentration limit of the parent company.

(iv) Market risk

The Company has been exempted by the HKMA under section 22(1) of Banking (Capital) Rules from the calculation of market risk under section 17 of Banking (Capital) Rules.

(k) Corporate governance

The Company is committed to high standards of corporate governance, and has fully complied throughout the year with the guideline in the Supervisory Policy Manual CG 1 "Corporate Governance of Locally Incorporated Authorised Institutions" issued by the HKMA.

Board committees

The board of directors has established a number of committees including the Credit Committee and Risk Management Committee.

Credit Committee

The Credit Committee is responsible for assisting the Board to formulate the Company's risk appetite and strategies for managing the credit risk. It is also responsible for the implementation and maintenance of the Company's credit risk management framework. It also participates in evaluating large credit applications and making credit decisions. The Committee comprised the Deputy Managing Director and the Senior Manager.

KEXIM ASIA LIMITED

UNAUDITED SUPPLEMENTARY FINANCIAL INFORMATION

31 December 2023

(k) Corporate governance (continued)

Risk Management Committee

The Risk Management Committee is responsible for reviewing all risks assumed in the course of business. Its review covers, but is not limited to, the market, liquidity, credit, country, legal, reputational, strategic and operational risks as well as the limits, policies and procedures designed to mitigate these risks. It also reviews the risks outstanding and controls over, new products proposed.

The Risk Management Committee is coordinated by the Deputy Managing Director who reports to the Managing Director and to the ultimate holding company. The responsibilities of the Risk Management Committee include:

- Understand fully the nature of risks considered significant to the Company and to ensure that the necessary steps are taken to identify, measure and control these risks;
- Ensure that appropriate policies and procedures, controls, and risk monitoring systems are in place and that accountability and lines of authority are set out clearly and well communicated;
- Establish and communicate guidelines and standards for managing the Company's risks;
- Implement strategies in a manner that limits risks associated with the Company's business and ensures compliance with laws and regulations;
- Oversee the asset and liability structure of the Company and ensure that the Company has sufficient liquidity to meet its short-term funding needs; and
- Construct, implement, and oversee strategies to ensure they are consistent with the Asset/Liability Management objectives. The strategies should take into consideration the economic, competitive and regulatory conditions.

(l) Senior management compensation and benefits

The below disclosures are in compliance with the guideline in Part 3 (Disclosure on remuneration) of the HKMA Supervisory Policy Manual CG-5 "Guideline on a Sound Remuneration System".

(1) Design and implementation of the remuneration system

The Company has a small establishment in Hong Kong with around 20 staff. Since all the management are expatriates sent by the Export-Import Bank of Korea (the "Parent Bank") as a government bank in Seoul, all staff's remuneration packages follow the South Korean government guidance. All their remuneration packages are overseen by the Payroll & Welfare Team under the Human Resources Department from the Parent Bank according to its remuneration policy. At year-end, the Payroll & Welfare Team reviews the aggregate performance and the material terms of the year-end incentive awards granted to the eligible employee.

This remuneration policy at Group level has included essential elements including structure of remuneration, measurement of performance for variable remuneration and alignment payouts to the time horizon of risks.

31 December 2023

(l) Senior management compensation and benefits (continued)**(1) Design and implementation of the remuneration system (continued)**

Senior management is defined as those persons who are responsible for oversight of the Company's strategy or activities and/or those of the Company's material business lines. Key Personnel are defined as individual employees whose duties or activities in the course of their employment involve the assumption of material risk or taking on of material exposures on behalf of the Company. For the year ended 31 December 2023, the Company does not have any staff considered as Key Personnel.

(2) Aggregate quantitative information on remuneration for senior management and Key Personnel for the year ended 31 December 2023 are as follows:

(i) Amount of remuneration for 2023 and 2022 are all fixed remuneration:

	2023		2022	
	Non-deferred US\$	Number of beneficiaries	Non-deferred US\$	Number of beneficiaries
The value of remuneration awards for the financial year ended				
Senior management				
Fixed remuneration:				
Cash-based	436,410	7	451,595	5

Management of the Company are not entitled to any shares or share-linked instrument as variable remuneration.

- (ii) There was no deferred remuneration during 2023 (2022: Nil);
- (iii) There was no deferred remuneration awarded during 2023 being paid out and reduced through performance adjustment (2022: Nil);
- (iv) There was no guaranteed bonuses awarded during 2023 (2022: Nil); and
- (v) No senior management or key personnel has been awarded with new sign-on or severance payment during 2023 (2022: Nil).

(m) Pillar 3 Regulatory Disclosures

The Pillar 3 regulatory disclosures for this year which are prepared in accordance with the Banking (Disclosure) Rules and disclosure templates issued by the HKMA can be found on the Company's website accessible through the "Regulatory Disclosures - December 2023" link on the home page of the Company's website at <https://www.koreaexim.go.kr/ea/HPHYEA015M01>.

